


Designed for People, Built on Trust,  
Connecting the World.



**redt**  
Laser & CNC Experts Group

## About

# Redt Inc.

Founded in 2005,

Redt Inc. is a global leader in developing innovative CNC and laser marking solutions.

Based on over 20 years of expertise, our company specializes in crafting cutting-edge hardware, intuitive software, and in-house manufacturing, ensuring seamless optimization for diverse applications.

Our integrated approach allows us to deliver reliable, high-performing products at competitive prices, offering unique and effective solutions tailored to the needs of markets such as jewellery, leather, key duplication, and signage.

### Comprehensive In-House Capabilities

At Redt Inc., we believe in delivering excellence from concept to completion.

Our in-house team handles every step of the process, including design, production, and software development.

This streamlined operation not only enhances the quality and performance of our solutions but also ensures cost-effectiveness for our clients worldwide.

📍 13-10, Techno 2-ro, Yuseong-gu, Daejeon, Republic of KOREA



## Why do partners choose Redt Inc.?



### Global Expertise

Trusted by partners in over 40 countries, delivering innovation and reliability across industries worldwide.



### Innovative Technology

Continuously improving solutions to address evolving market demands with precision and efficiency.



### Competitive Advantage

Leveraging in-house manufacturing expertise and seamless software integration to provide fully optimized solutions customized to diverse industry needs.

---

Redt Inc. is pleased to showcase its latest solutions of our company.

We value the opportunity to introduce our innovative products to you and look forward to discussing potential collaborations. For further information, please visit [www.iredt.com](http://www.iredt.com) or contact us directly.

☎ +82-70-4814-5788

✉ [sales@iredt.com](mailto:sales@iredt.com)

🌐 [www.redtinc.com](http://www.redtinc.com)



Youtube



redtinc.com

# EXCELLENCE IN EVERY ENGRAVING

Our technology starts with understanding people.  
For People, By People – Designed with care, built on trust,  
and strengthened through lasting collaborations worldwide.







## Production-Grade Jewelry Laser System

# Magic™-L3 Prime

Magic™-L3 Prime inherits the strengths of the existing Magic™-L3 platform while significantly improving cutting performance, camera-based workflow, ring and rotary engraving workflow, and overall usability in jewelry manufacturing environments. Enhanced cutting performance expands the workflow beyond jewelry production into practical metal processing applications, while the upgraded camera system and irregular ring engraving functionality provide a more intuitive and precise ring engraving experience.

In addition, the optimized airflow structure and user-focused design deliver a smarter and more efficient working environment for both retail stores and actual manufacturing workshops.

### Technical Specifications

Models	Magic™-L3 Prime 60W	Magic™-L3 Prime 100W
Laser Class	Class 1 Laser Product	
Dimensions	15.51"(W) × 22.72"(H) × 23.98"(D)	
Marking Area	4.33" × 4.33"	
Max Material Height	3.94"	
Z-Axis Travel	3.94"	
Chamber Internal Space	13.78"(W) × 3.94"(H) × 6.69"(D)	
Safety Door Open Height	10.47" (From base plate)	
Max Material Weight	44.1 lbs	
Weight	110.2 lbs	119.0 lbs
Camera Resolution	13MP	
Voltage	AC 100V~240V, 50Hz/60Hz	
Power Consumption	520W	730W
Cooling System	Air Cooling	
Operating Temperature	0~40°C	
Operating Humidity	10~85%	



## Built for Real Jewelry Production

Whether for retail personalization, custom jewelry production, or workshop manufacturing, Magic™-L3 Prime helps jewelry businesses increase productivity and streamline daily operations — from precision marking and advanced rotary engraving to high-speed metal cutting for jewelry production.

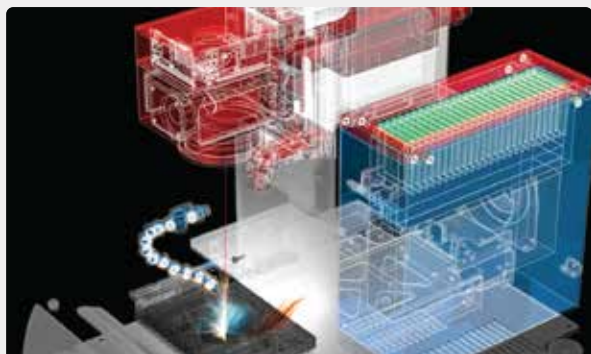


- ✓ **Faster Cutting**
- ✓ **Smarter Ring Engraving**
- ✓ **Fewer Mistakes**


Unlike conventional laser systems, BB-L3 Prime reduces complicated setup, repeated adjustments, and operator dependency for faster, more consistent production.



## Faster Jewelry Production with 100W MOPA Laser



The high-power 100W MOPA laser significantly improves metal sheet cutting productivity, enabling faster processing and supporting a broader range of jewelry manufacturing and precision metal-working applications.



### Faster Cutting with 100W High-Power Laser

Reduces working time while delivering cleaner cutting quality

- High-speed cutting with a high-power 100W MOPA laser source
- Clean and precise cutting performance for gold, silver, brass, and other jewelry metals
- Air Assist minimizes heat discoloration during cutting
- Cleaner cutting quality that reduces post-processing workload



### The Most Advanced Ring Engraving Workflow

Provides fast, accurate, and intuitive rotary engraving workflow for complex jewelry applications


- Wireless docking rotary clamp for easier and more accurate rotary engraving
- Easy attachment and detachment without cables
- Automatic clamp recognition for flat ↔ rotary mode switching
- Supports rings, bangles, and even oval-shaped bangles
- Automatic outer ↔ inner ring mode switching
- Automatic angle adjustment for inner ring engraving for fewer mistakes and sharper results
- Advanced irregular-shaped ring engraving support for designs that are difficult or impossible to process with conventional laser systems



### Software Designed for Fast and Easy Jewelry Work

Reduced training time, fewer mistakes, and more consistent production quality

- Intuitive workflow by MagicEngrave Laser 2
- Easy and fast jewelry marking and cutting design for all users
- Quick setup without complicated configuration
- Convenient UI optimized for ring and rotary engraving workflow
- Reduced training, reduced mistakes and standardized quality

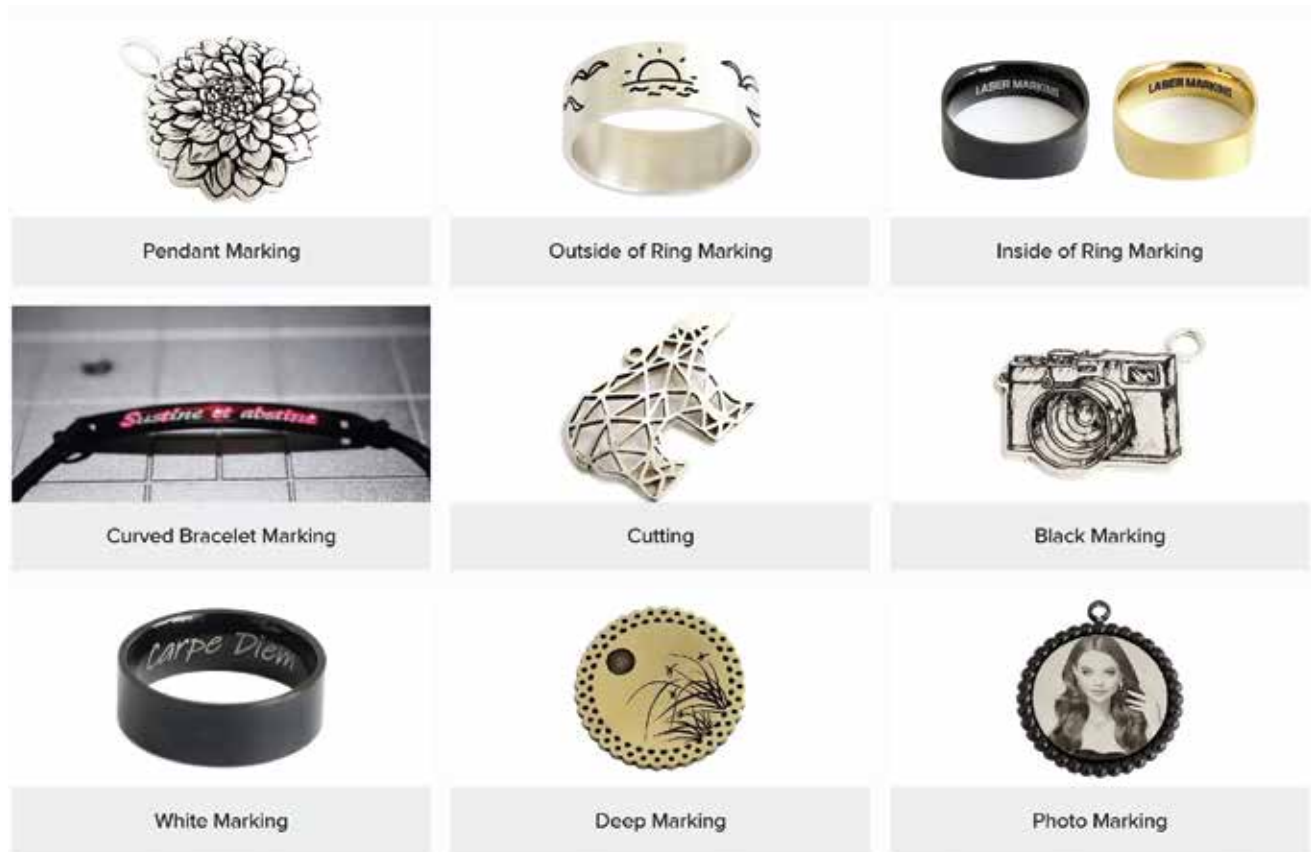


### High-Performance MOPA Fiber Laser

Provides highly consistent and refined marking quality

- High-quality laser output through precise pulse control
- Sharp and clean marking quality
- High-contrast black marking support
- Various color marking capabilities
- Stable marking quality across various metal materials

# Fiber Laser Marking Applications



## Jewelry Applications

Rings · Irregular Rings · Bangles · Oval Bangles · Pendants · Initial Necklaces · Earrings · Bracelets · Medals · Jewelry Personalization · Custom Engraving

## Marking Applications

Text · Logos · Photos · Patterns · QR Codes · Barcodes · Serial Numbers · Black Marking · White Marking · Color Marking · High-Precision Fine Engraving

## Material Compatibility

Gold · Silver · Platinum · Brass · Copper · Stainless Steel · Aluminum · Titanium and various metal materials · Plastics and selected non-metal materials

## Manufacturing & Industrial Applications


Metal Sheet Cutting · Industrial Parts Marking · Tool & Equipment Marking · Product Identification Marking

## Built for Real Jewelry Production

Magic™-L3 Prime was developed for jewelers who need more than basic marking capability. From intelligent ring engraving workflow to production-grade metal cutting performance, every detail was designed to help jewelry professionals work faster, more accurately, and more efficiently.

**Magic™ — Built by Experts Who Truly Understand Jewelry Manufacturing Production-Grade Jewelry Laser System**





### Faster, More Precise Setup with 13MP Camera System

Improves positioning accuracy and helps reduce costly engraving mistakes on high-value jewelry.

- Better visibility for detailed jewelry work with 13MP high-resolution camera system
- Sharper real-time preview that helps reduce engraving mistakes
- Accurate positioning support for both flat and ring applications
- Cleaner cutting quality that reduces post-processing workload



### Class 1 Safety Chamber and Protective Enclosure

Provides enhanced safety and a more stable working environment

- Class 1 chamber design focused on operator and workplace safety
- Minimizes external laser exposure
- Structure designed to help prevent external leakage of fumes and dust
- Protective viewing window for eye safety
- Convenient auto-moving safety cover
- Automatic dust collector control according to working status



### Dedicated Dust Collector

Enhances workplace safety while maintaining a cleaner work environment

- An integrated all-in-one filtration system with a Pre-Filter, HEPA Filter, and Carbon Filter
- Dramatically simplifies maintenance
- Ensures a cleaner working environment.
- Outstanding dust extraction performance through optimized airflow structure



### Premium & Compact Design

Designed to fit naturally into various jewelry work environments

- Premium design suitable for jewelry retail environments
- Compact structure for efficient space utilization
- Clean and modern exterior design
- Naturally blends into both stores and production workspaces

# 7 Jewelry-Specialized Automation Features

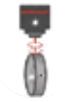
Advanced automation features designed specifically for jewelry applications help simplify operation, reduce human error, and deliver more consistent engraving results.



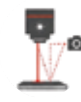
1. Automatic Angle Adjustment for Inner Ring Engraving



2. Automatic Ring Shape Detection



3. Automatic Laser Focusing for Rings & Bangles



4. Automatic Laser Focusing for Flat Materials



5. Automatic Scan Head Positioning

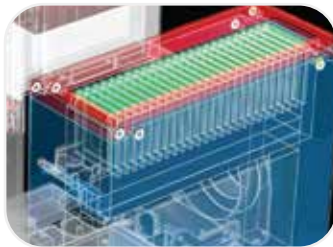


6. Automatic Dust Collector Control




7. Automatic Safety Door

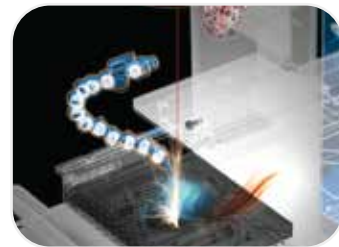
## What's New!



Enhanced MOPA 100W High-Power Laser




13MP High-Resolution Camera



Integrated Air Assist Nozzle



Complex-Shaped Ring Engraving Support



Advanced Wireless Docking Rotary System



Improved Rotary Fine Adjustment Knob



Optimized Airflow Structure & Duct System



Dedicated Dust Collector



Premium Design & Compact Structure



## Hybrid CNC Engraving & Laser Marking in One System

# MAGIC™-JANUS

JANUS delivers unlimited creative freedom through a dual-engine CNC + laser system, providing total control with MagicEngrave™ software while achieving true cost efficiency by integrating two professional technologies into a single machine.


### Specification

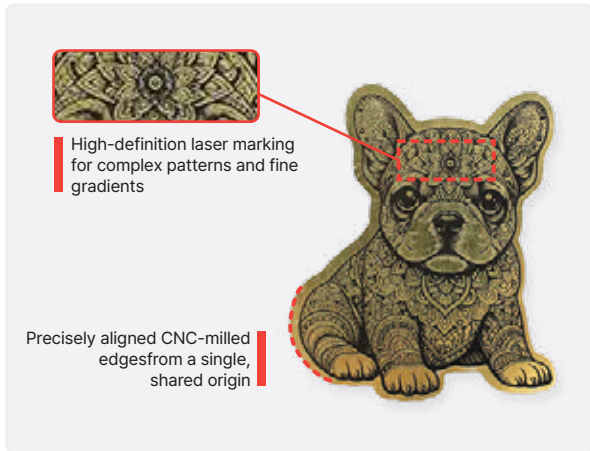
General	Dimensions	550mm(W) x 530mm(H) x 600mm(D)
	Weight	70kg
	Power	30W <500W / 60W <600W
	Power Supply	100V~240V, 50Hz/60Hz
	Temperature	0°C~40°C
	Humidity	10%-85%
	Rotary Working Range	Outer Ø14-65 mm / Inner Ø11-55 mm
CNC	Working Stroke	240mm(X) x 120mm(Y) x 60mm(Z)
	Tool Diameter	Ø4 mm
	DC Moter Output	37.9W
	Working Area	120mm(X) x 100mm(Y) x 60mm(Z)
LASER	Laser Type	30W / 60W Fiber MOPA Laser
	Effective Laser Marking Speed	up to 1000 m/s
	Laser working area	110mm(X) x 110mm(Y)
	Effective Z Working Range	30W up to 73 mm / 60W up to 40 mm
	Cooling System	Air Cooling



## Unlimited Creative Freedom MagicEngrave™ - One Software, Total Control True Cost Efficiency

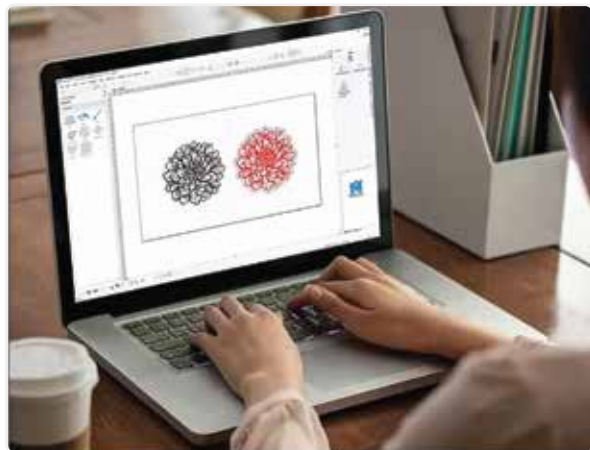
- Supports CNC scribing and endmill machining
- Supports laser marking and laser cutting
- Ring outer & inner engraving supported (Inner diameter engraving with manual angle adjustment)
- Pen engraving supported
- Compatible with pendant clamp, anti-curling clamp, tailstock, and CNC cutting clamp
- Auto positioning via built-in camera
- Auto focus via probe-based system
- Multipurpose Detachable Clamp System





### Unlimited Creative Freedom


Use CNC engraving and laser marking in a single machine. Without being restricted by a single workflow, you can freely create a wide range of jewelry designs with greater flexibility and creativity.



### MagicEngrave™ - One Software, Total Control


A dedicated software developed specifically for jewelry applications. Easily operate both CNC and laser processes from one unified screen for intuitive and efficient control.

Less setup. Faster production. An easy-to-use workspace that lets you control both CNC and laser operations from one interface, streamlining tool setup and toolpath generation.



### True Cost Efficiency

No need to purchase CNC and laser machines separately. With one system, you can reduce both equipment investment and workspace requirements at the same time.



### Built-in Rotary System

A fully integrated rotary engraving and machining system comes standard with the machine, eliminating the need for additional options or external attachments.

Enables inner and outer diameter engraving on cylindrical objects such as rings, bangles, pens, and mugs, as well as flat materials.

Features a rotary tilting structure optimized for laser inner-diameter marking, significantly expanding application versatility.



### Multipurpose Detachable Clamp System


Multiple clamps can be easily attached and detached, allowing users to select the optimal fixture based on material size and shape. It maximizes efficiency and stability across a wide range of engraving and marking applications.



### Cutting & Scribing Dual-Purpose Spindle

The head integrates a DC motor and spindle, enabling high-speed rotation of cutting tools such as V-cutters and end mills, while also supporting non-rotational scribing for precision marking.


A built-in Z-axis movement control mechanism within the spindle head allows the Z-axis to be locked for cutting operations or released for scribing, enabling quick and intuitive tool selection based on the application.



### Built-in L-Tool for Ring & Bangle Inner Engraving

A dedicated L-shaped Z tool is integrated into the head for inner engraving of rings and bangles.

Inner-diameter engraving can be performed immediately without changing tools, improving workflow speed and reducing setup time.



### Focus Pointer System

Due to the invisible nature of laser beams, accurate focusing to a precise point is critical for efficient marking and engraving, particularly for controlled results such as black and white marking.

Two focus guide laser pointers indicate the optimal focal point, and the Z-axis is electronically controlled to align with this position, ensuring energy efficiency and consistent marking quality.



## MOPA Fiber Laser Marking Machine

# MAGIC™-L3

MAGIC™-L3 has a variety of automatic functions and features that enable anyone to operate the machine with simplicity and ease. Its revolutionary functions ensure high-precision, high-quality, and high-speed marking with a polished and shiny finish on any jewelry products. MOPA laser source is high performing, with a power output that ranges from 30W to 100W that allow the use the machine for color marking, high-power cutting and other various marking and cutting operations for items with different heights.

### Specification


Models	L3-30W	L3-60W	L3-100W
Laser Class	Class 1 Laser Product		
Focus Laser Class	Class 2 Laser Product, <1mW		
Dimensions	404mm(W) x 556mm(H) x 590mm(D)		
Marking Area	112mm x 112mm		
Max Material Height	100mm		
Z Stroke	100mm (Motorized)		
Chamber Size	350mm(W) x 100mm(H) x 170mm(D)		
Safety Door Open Height	266mm (From base plate)		
Max Material Weight	20kg		
Weight	46kg	50kg	54kg
Power Supply	100V~240V, 50Hz/60Hz		
Power Consumption	340W	520W	730W
Cooling	Air Cooling		
Temperature	0°C~40°C		
Humidity	10%-85%		


video



## Black & white marking, photo engraving, deep marking, cutting, and cleaning – all in one solution.

- Easy mode switching with a wireless docking station.
- Built-in rotary clamp structure allows pendant marking without removing the clamp.
- Load-N-Go system automatically detects the rotary clamp.
- Camera positioning enables design placement directly on the material image.
- Mixed toolpaths allow seamless processing of complex shapes.
- Auto tilting automatically adjusts angles when marking the inner/outer side of rings.
- Auto focusing automatically sets the correct laser focus.
- Various vices for complex-shaped objects simplify the marking process.
- Powerful cutting and deep marking using high-output laser beam.
- User- and space-friendly design.
- Ultra-compact structure fits in tight spaces.
- Adaptive Cooling System activates fans only when needed for silent or low-noise operation.
- Clean Back design conceals power cords, USB cables, and exhaust pipes.
- Direct power control of external devices. (air pump, dust collector)
- Job time estimation feature for long processing tasks.





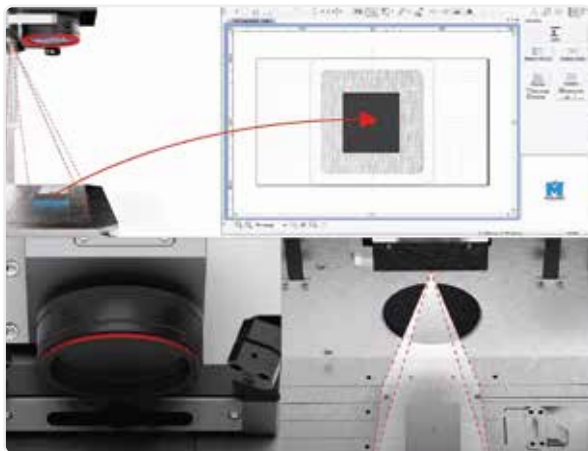
### Load-N-Go system

L3 features a Load-N-Go function for easy and timesaving marking. When a rotary clamp is attached, L3 automatically activates Rotary Marking mode and when it's removed, it automatically activates Flat Surface Marking mode.



### The One and Only Solution in the market, Bangle Rotary Clamp

Optimized for detailed and high-quality bangle markings.  
Perfectly fits BestBuilt-L3 for enhanced usability.  
Enables inner and outer diameter marking on various bangle styles.  
Simple setup and intuitive operation streamline the marking process.



### Easy Positioning via Built-in Camera

Easy Positioning of Engraving Design/Image.  
Easy Engraving for Complex Materials.



### 3-Axis Focus Pointers

MAGIC™-L3 offers auto-focus feature for easy and precise focus on the material to be engraved and/cut.  
3-Axis focus pointer enables you to use the guide laser beam shot directly down on the material for focusing on any type of material.



## Smart & Safe Laser Marking Machine

Class 1 Laser Product.

Safe Chamber Type.

Vision Protection Viewing Window.

Automated Dust collector's vacuum intakes the dust and fumes more efficiently thanks to its internal air flowing structure.



## Various Automatic Features

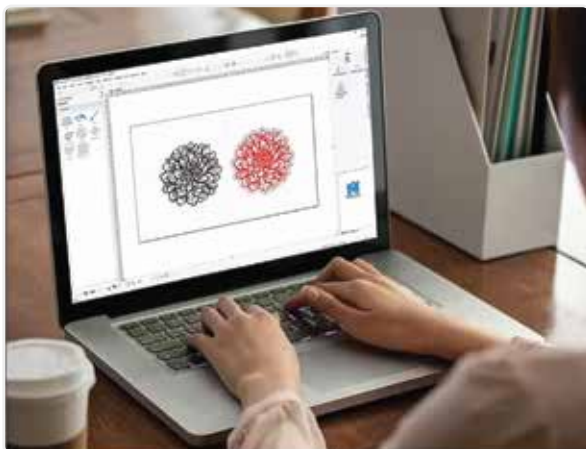
Automatic Positioning of the Scan Head.

Automatic Safety Door.

Automatic On/Off Switching of Dust Collector.

Machine Status-Indicating Lights.

Adaptive Cooling System for Quiet Operations.



## Easy-to-Use Software – MagicEngrave™

Easy and Fast CAD/CAM Software.

Easy Selection of Designs.

Easy to Learn, Easy to Use Software.

Compatible with Various Other Programs.



## Compact Fiber Laser Marking Machine

# MAGIC™-L2

MAGIC™-L2 is a laser marking machine developed based on the L100 laser marking machine that has been used for a long time in the jewelry industry. The new model MAGIC™-L2 can safely, conveniently, and quickly perform marking work that is more delicate and complex, and help with a variety of shapes, unlike general industrial marking.

### Specification


Laser Class	Class 1 Laser Product
Laser Source Type	MOPA Fiber Laser
Dimensions	304mm(W) x 554mm(D) x 500mm(H)
Marking Area	85mm(X) x 85mm(Y) X 62mm(Z)
Max Material Height	62mm
Speed Range	4000mm/s
External Power supply	AC 220V/2A
Average Output Power	30W
Wave Length	1064 nm
Weight	36kg
Power Supply	AC 100V~240V, 50/60Hz
Power Consumption	340W
Cooling	Air Cooling
Temperature	0°C~40°C
Humidity	10%-85%

video



## Supports black/white marking, photo marking, deep marking, and cleaning on various metal items such as pendants, bracelets, and rings.

- Easy pendant↔ring marking mode switching with push-pull connector.
- Left and right sliding rotary structure for easy marking of the outer/inner diameter of the ring.
- Batch work on complex shape creation with blend toolpaths.
- Built-in flat plate height automatic control axis.
- Auto-focusing that automatically adjusts the laser focus.
- Provides a variety of vice to easily mark products with complex shapes.
- User-friendly design.
- Can be used in a narrow installation space due to its ultra-compact structure.
- Adaptive cooling system that operates the cooling fan only when necessary Silent or quiet operation.
- Automatic dust collector ON/OFF function provided as standard.
- Soft hinge that operates the safety door smoothly with little force built-in.
- Upward open safety door provides a sense of openness and provides ample operating space for equipment.





### Optimized for jewelry

Extensive Pulse Control that Enables Perfect Black and White Marking.

Multi-Toolpath System Perfect for Complicated Operations.



### Easy marking mode switching with push-pull connector

Secure push-pull type container structure that prevents detachment.

Enhances work efficiency with simple push-pull switching during complex operations.



### Compact & Elegant Design for installation in narrow spaces

Space-saving compact design for users.

Adaptive Cooling system ensures noiseless operation and smooth performance.



### Flexible Marking and Cutting with Combined Toolpaths

Combined toolpaths incorporating various laser characteristics.

Automatic focusing on marking surfaces at different heights for multi-level marking.

High-speed rotary marking on a per-character basis.



### Flexible Marking and Cutting with Combined Toolpaths

Combined toolpaths incorporating various laser characteristics.

Automatic focusing on marking surfaces at different heights for multi-level marking.

High-speed rotary marking on a per-character basis.



### User-Friendly Features for Easy Operation

- Built-in automatic Z-axis control for platform height.
- Standard automatic dust collector ON/OFF function.
- Built-in status indicator lights for checking machine status.



### Upward-Opening Safety Door

- Built-in soft hinge enables smooth operation of the safety door with minimal force.
- Upward-opening design provides a wide open feel and ample space for operating the machine.



### Built-in Eye Protection Window

- Allows users to check machine operation without the need for safety goggles.
- A safe device that blocks external laser emission below the limits defined for Class 1 certification.



### Various Features for Safe Machine Operation

- Chamber-type structure completely blocks dust dispersion and invisible laser radiation.
- Optimized internal airflow within the chamber for powerful dust collection efficiency.



### Automatic Dust Collector Control

- Prevents dust dispersion caused by user oversight through automatic dust collector control.
- Equipped with dual safety sensors to protect users from laser-related hazards during operation.



## Multipurpose Desktop Engraving Machine

# MAGIC™-E7

The MAGIC™-E7 is a customer-friendly, multi-purpose desktop engraver that meets a wide range of user needs through its user-centered design, enhanced performance, significantly improved usability and functionality, and various optional devices for expanded capabilities. Its modern design blends seamlessly into any space, providing both aesthetic satisfaction and practical value.

### Specification

Size	402.5mm(W) x 376.5mm(D) x 352.5mm(H)
Engraving Area	140mm(X) x 100mm(Y) x 38.5mm(Z)
Resolution	(XY) 0.0025mm / (Z)0.000625mm
DC Motor Output	38W
Spindle Motor RPM	MAX 15,000RPM
Weight	26Kg
Power Consumption	58W
Power Supply	AC 100~240V 50/60Hz
Bluetooth Standard	V2.1
Frequency	2.4 GHz
Transmission Output	MAX +4dBm
Communication Distance	Class 2 (10M)


video

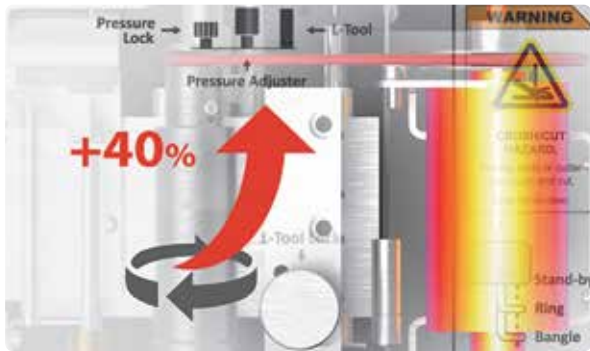


Engrave, carve, and cut jewelry, rings, pendants, tags, keychains, watches, lighters, and more.

Works on metals, wood, and plastics for versatile applications.

- from jewelry making/engraving to industrial marking.
- Easy to use and compact in size — anyone can use it.
- Enhanced cutting performance and twice the resolution compared to similar models.
- All-in-one engraver with both flat and rotary clamps built-in.
- Supports engraving, cutting, and marking.
- Automatic measurement function for materials and tools.
- Simple positioning using camera and laser.
- Expandable functionality with various optional clamps and accessories.
- Easy and fast engraving with dedicated software.
- Built-in Bluetooth for wireless control via tablet.
- Supports tablet/mobile apps.
- Dedicated software provided.

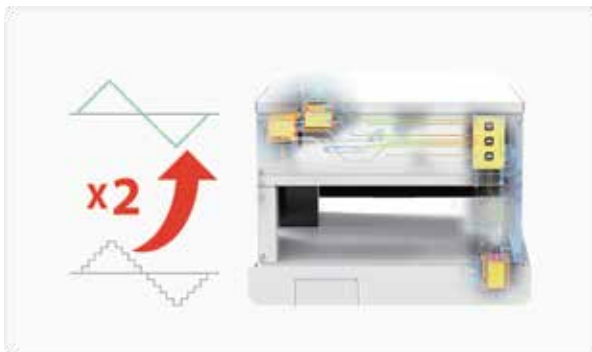




### Stronger and Higher-speed Cutting Performance

The machine is equipped with a more powerful spindle motor with a spinning capacity of 15,000RPM.


It offers a higher-speed cutting performance, improved cross section quality, and longer lasting, durable tools.



### Latest Third Generation Motor Control System

The machine has a resolution that is twice as high as the previous models.

The noise level of the machine is greatly reduced to create a favorable working environment.



### All-In-One Desktop Engraver

This single engraving machine is ideal for both flat and rotary engraving.



### Various Tools Available for Various Purposes

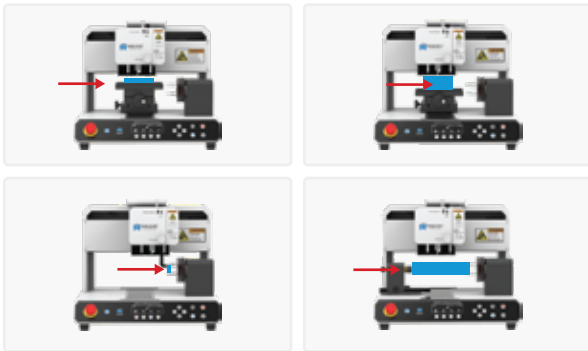
It is also ideal for scribing marking where materials are pressed to create a mark.

The embedded L-tool makes the engraving on the inside of rings/bangles quick and easy.



### Easy Desing Work Control with Built-in Camera


A laser pointer is also built in for users to easily locate and adjust the engraving position.



### Easy Expansion of Functions

The pendant clamp can be adjusted for the materials' height to engrave on materials with different thickness.

The machine offers various optional devices that are used to firmly hold the materials, and to easily engrave on materials with various forms.



### Auto Measurement

It sets the tool to its origin point automatically.



### Supports Various Engraving Types

It enables application of various effects on engravings to create high-quality marks.



### Lasting, High-Quality and Polished Finish

Leaves a shiny, smooth, polished finish.



### Bluetooth Wireless Connection

Users can wirelessly control the machine by using their own tablets.

The machine comes with easy-to-use software called MagicEngrave™.



## Multipurpose Flatbed Engraving Machine

# MAGIC™-E4

MAGIC™-E4 is a third-generation desktop engraving machine with enhanced functionality, stability, performance, and design. It supports engraving, cutting, and marking on various materials and shapes. Ideal for plates, signage, souvenirs, promotional items, and industrial parts. Easy to use for anyone, with versatile applications across metal, acrylic, wood, and more.

### Specification

Size	402.5mm(W) x 376.5mm(D) x 352.5mm(H)
Engraving Area	240mm(X) x 158mm(Y) x 38.5mm(Z)
Resolution	(XY) 0.0025mm / (Z)0.000625mm
DC Motor Output	38W
Spindle Motor RPM	MAX 15,000 RPM
Weight	25Kg
Power Consumption	58W
Power Supply	AC 100~240V 50/60Hz
Bluetooth Standard	V2.1
Frequency	2.4GHz
Transmission Output	MAX +4dBm
Communication Distance	Class 2 (10M)

video



## Engraves and cuts acrylic, plastics, wood, modeling boards, jewelry, pet tags, keychains, and metals with ease.

- Built-in Bluetooth for wireless control via tablet
- Engraving on acrylic, various plastics, wood, and modeling boards
- Marking on all metals including stainless steel, aluminum, and brass
- Cutting of gold, silver, copper, brass, aluminum, acrylic, plastics, and wood
- 2.5D relief carving for three-dimensional designs
- Large work area supports processing of bigger materials
- Compatible with various tools such as end mills, V-cutters, and scribing tools
- Built-in camera and laser pointer for intuitive and easy positioning
- Auto measurement of material height and tool length
- Low running cost with minimal consumables
- Compact design and easy operation for all users
- Fast and simple engraving with dedicated software
- Supports tablet and mobile app control





## Multipurpose Jewelry Engraver

# MAGIC™-E3

MAGIC™-E3 is a versatile engraving machine designed for engraving, cutting, and marking a wide range of materials in various shapes and sizes. It represents a significant advancement in functionality, structural stability, performance, and design. It is ideal for plate marking applications such as name tags, badges, and signage, as well as processing materials like acrylic and brass. It is designed to engrave directly onto a wide variety of products and materials, making it suitable for signage, souvenirs, promotional items, industrial nameplates and parts, and more. It can also be used for cutting and processing acrylic, wood, and modeling boards. MAGIC™-E3 can be used easily by anyone from beginners to professionals.

### Specification


Size	310.5mm(W) x 350.5mm(D) x 324.5mm(H)
Engraving Area	145mm(X) x 110mm(Y) x 38.5mm(Z)
Resolution	(XY) 0.0025mm / (Z)0.000625mm
DC Motor Output	27W
Spindle Motor RPM	MAX 12,000 RPM
Weight	20Kg
Power Consumption	25W
Power Supply	AC 100~240V 50/60Hz
Bluetooth Standard	V2.1
Frequency	2.4GHz
Transmission Output	MAX +4dBm
Communication Distance	Class 2 (10M)

video



## Engrave, mark, and cut jewelry, tags, keychains, and more. Compatible with metals, wood, and plastics.

- Built-in Bluetooth for wireless control via tablet.
- Compatible with tablet and mobile apps.
- Equipped with an electronic switch.
- All-in-one machine for engraving, marking, and cutting.
- Supports newly added 3D marking methods.
- Versatile use with various jigs.
- Capable of engraving on all metal materials, including gold, silver, copper, brass, and stainless steel.
- Supports fixation of pendants in various shapes and sizes.
- Easy positioning with laser pointer.
- Dedicated software provided.





## Multipurpose Jewelry Engraver

# MAGIC™-S7

The MAGIC™-S7 is a leading jewelry engraver widely used in the global jewelry and accessory markets. It represents a groundbreaking advancement in functionality, structural stability, performance, and design excellence as a versatile desktop engraver. Designed to handle the unique complexities of jewelry engraving, including a wide range of shapes, materials, and sizes, all within a single machine, it enables anyone to quickly and easily mark various jewelry products such as rings, pendants, and bracelets.

### Specification


Size	402mm(W) x 376mm(D) x 352mm(H)
Engraving Area	140mm(X) x 100mm(Y) x 38.5mm(Z)
Resolution	(XY) 0.0025mm / (Z)0.000625mm
Tool Diameter	4mm
Tool Type	Diamond
Weight	26Kg
Power Consumption	24W
Power Supply	AC 100~240V 50/60Hz
Bluetooth Standard	V2.1
Frequency	2.4GHz ISM Band
Transmission Output	+2dBm(Typical)
Communication Distance	Class 2 (10M)

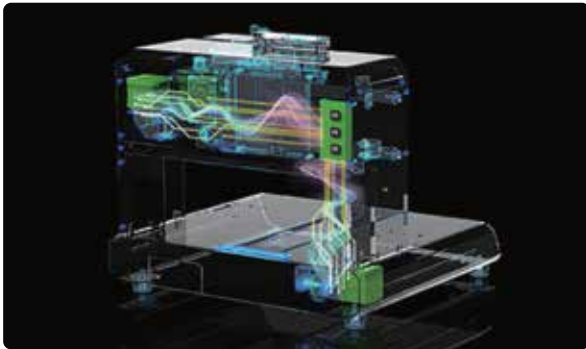
video



## Engraves pendants, jewelry, rings, tags, keychains, watches, lighters, and more metal items.

- Engraves on a variety of jewelry products including inner and outer surfaces of rings, pendants, bracelets, and bangles.
- Engraves on all metal materials such as gold, silver, copper, brass, titanium, stainless steel, and aluminum.
- All-in-one engraver equipped with both flat clamps and rotary clamps.
- High-quality mirror-like engraving using a dedicated diamond tool.
- Intuitive and easy positioning control with built-in camera and laser pointer.
- Automatic material height measurement function.
- Economical maintenance with low consumable costs.
- Compact size and simple operation make it easy for anyone to use.
- Fast and easy engraving with dedicated software.
- Built-in Bluetooth for wireless control via tablet.
- Supports tablet and mobile apps.





### Innovative Functions and Features

Redesigned design, components, and functions through the application of new and latest technologies.

Significant improvements in functionality, structural stability, performance, and design quality.



### Latest Third Generation Motor Control System

Device control with twice the resolution compared to previous models.

Significantly improved engraving quality with finer detail expression.




### Diamond Scribing

Engraving with a diamond tool creates a polished, reflective surface that gives the engraving a premium, luxurious look.



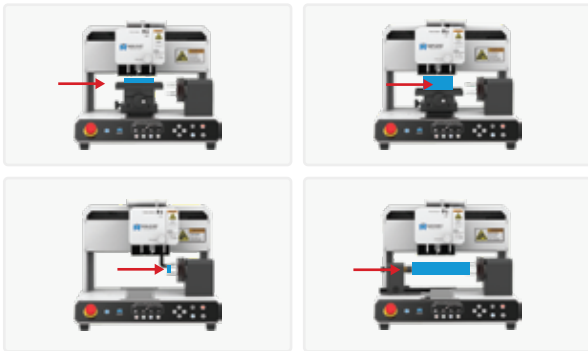
### Supports Various Engraving Types

Supports various engraving methods that can be selected according to the intended application.



### Flat and rotary engraving in one


Equipped with both a flat clamp for engraving on flat materials and a rotary clamp for engraving on round items like rings.



### Easy Function Expansion

Detachable clamp structure allows for quick and easy clamp replacement based on application.

Height-adjustable clamp design enables engraving on materials of different thicknesses.



### Auto Measurement Function

The machine has auto measurement sensors that measure the length of the tool and detect the height of the material.



### Easy Design Work Control with Built-in Camera

Design directly on the material image using the built-in camera and engrave instantly.



### Built-in Tools for Flat and Rotary Engraving

An internal diameter-engraving tool is embedded to engrave on the inside of rings or bangles.

The machine enables quick and easy engraving as switching of tools for different materials is not necessary.



### Bluetooth Wireless Connection

Users can wirelessly control the machine by using their own tablets.

The machine comes with easy-to-use software called MagicEngrave™.



## Multipurpose Flatbed Scribing Machine

# MAGIC™-S4

The MAGIC™-S4 is a desktop engraver designed for marking flat materials of various sizes. It represents a breakthrough in functionality, structural stability, performance, and design completeness. Engineered to mark directly on plates, such as nameplates and signage, as well as on products of different shapes and sizes, it is ideal for a wide range of applications including signage, souvenirs, promotional items, and industrial marking. Anyone can perform engraving easily and quickly with its ser-friendly interface.


### Specification

Size	402.5mm(W) x 376.5mm(D) x 352.5mm(H)
Engraving Area	216mm(X) x 158mm(Y) x 38.5mm(Z)
Resolution	(XY) 0.0025mm / (Z)0.000625mm
Tool Diameter	4mm
Tool Type	Diamond
Weight	24.3Kg
Power Consumption	24W
Power Supply	AC 100~240V 50/60Hz
Bluetooth Standard	V2.1
Frequency	2.4GHz ISM Band
Transmission Output	+2dBm(Typical)
Communication Distance	Class 2 (10M)



**Engraves industrial nameplates, components, jewelry, tags, keychains, watches, lighters, and more.**  
**Compatible with a wide range of metal materials for versatile applications.**

- Engraves on all metal materials, including gold, silver, copper, brass, titanium, stainless steel, and aluminum.
- Large work area enables engraving on bigger materials.
- High-quality mirror-like engraving using a dedicated diamond tool.
- Built-in camera and laser pointer for intuitive and easy positioning.
- Automatic height measurement of materials.
- Detachable vise structure allows clamp replacement for different applications.
- Economical maintenance with minimal consumable costs.
- Compact size and simple operation make it easy for anyone to use.
- Built-in Bluetooth for wireless control via tablet.
- Supports tablet and mobile apps.
- Equipped with an electronic switch.
- Dedicated software provided.





## Compact Engraving Machine

# MAGIC™-S3

The MAGIC™-S3 is an engraving machine designed for marking on a wide range of flat materials. It represents a breakthrough in functionality, structural stability, performance, and design. Engineered for versatility, it allows direct marking on various items and surfaces including pet ID tags, jewelry & accessories, cosmetic & perfume cases, industrial nameplates, and parts of different sizes and shapes. Its user-friendly interface ensures that anyone can perform clean and precise engraving quickly and easily.

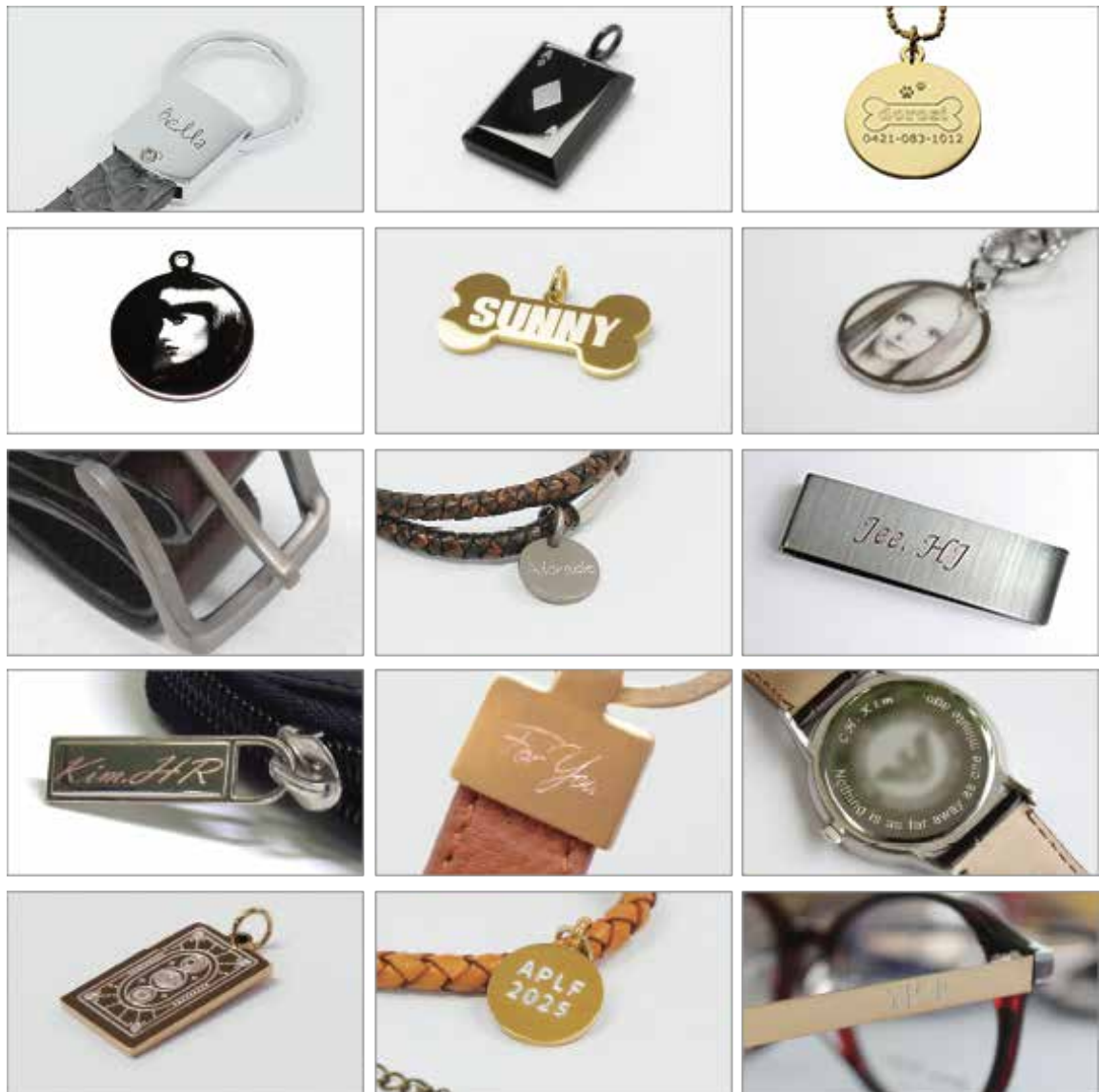
### Specification

Size	310.5mm(W) x 350.5mm(D) x 324.5mm(H)
Engraving Area	145mm(X) x 120mm(Y) x 38.5mm(Z)
Tool Diameter	4mm
Tool Type	Diamond
Weight	19.6Kg
Power Consumption	24W
Power Supply	AC 100~240V 50/60Hz
Bluetooth Standard	V2.1
Frequency	2.4GHz ISM Band
Transmission Output	+2dBm(Typical)
Communication Distance	Class 2 (10M)



## Precisely engraves pendants, jewelry, tags, keychains, watches, and more on metals, wood, and plastics.

- Built-in Bluetooth for wireless control via tablet.
- Supports tablet/mobile apps.
- Equipped with an electronic switch.
- Supports newly added 3D engraving methods.
- Versatile use with a variety of jigs.
- Detachable vise structure allows clamp replacement for different applications.
- Engraves on all metal materials including gold, silver, copper, brass, and stainless steel.
- Compact design suitable for installation in small spaces.
- Laser pointer for easy positioning of engraving location.
- Comes standard with a durable diamond tool to minimize maintenance costs.
- Dedicated software provided.





## Pendant & Ring Engraving Machine

# MAGIC™-5S

The MAGIC™-5S is a multifunctional engraver capable of marking both the inside and outside of rings, as well as pendants, all with a single compact machine. It quickly engraves text or patterns onto rings, pendants, and more. With its lightweight and stylish design, it can be used anywhere. It operates with virtually no noise and is extremely easy to use, allowing anyone to create beautiful markings quickly and effortlessly. Additionally, it features built-in Bluetooth for wireless control using the dedicated MagicTablet™ app.

video




### Specification

Size	388mm(W) x 323mm(D) x 267mm(H)
Engraving Area	120mm(X) x 100mm(Y) x 30mm(Z)
Tool Diameter	3.175mm
Weight	21Kg
Max. Cylinder Diameter	Outer Diameter 39mm / Inner Diameter 14~30mm
Power Consumption	21W
Power Supply	AC 100~240V 50/60Hz
Bluetooth Standard	V2.1
Frequency	2.4GHz ISM Band
Transmission Output	+2dBm(Typical)
Communication Distance	Within 10M



## Engraves pendants, jewelry, rings, tags, keychains, watches, lighters, and other metal items with precision.

- Built-in Bluetooth for wireless control using the dedicated MagicTablet™ app.
- Supports tablet and mobile app control.
- Lightweight aluminum body for enhanced portability.
- Equipped with an electronic switch.
- Supports newly added 3D marking methods.
- Increased versatility with various jigs.
- Engraves on all metal materials including gold, silver, copper, brass, and stainless steel.
- Compact design allows installation even in small or narrow spaces.
- Easy marking position adjustment with laser pointer.
- Comes standard with a durable diamond tool to minimize maintenance costs.
- Includes dedicated software. (MagicEngrave™)





## Pendant Engraving Machine

# MAGIC™-2S

The MAGIC™-2S is an engraving machine that uses a diamond tool to mark permanent text or patterns on precious and metal materials such as gold, silver, copper, brass, and stainless steel. With its lightweight and sleek design, it can be used anywhere. It operates with minimal noise and is extremely easy to use, allowing anyone to create clean and beautiful markings quickly and effortlessly. In addition, it features built-in Bluetooth for wireless control using the dedicated MAGIC tablet™.

video




### Specification

Size	258mm(W) x 274mm(D) x 339mm(H)
Engraving Area	105mm(X) x 100mm(Y) x 28.5mm(Z)
Tool Type	Diamond
Tool Diameter	4mm
Weight	15Kg
Power Consumption	12W
Power Supply	AC 100~240V 50/60Hz
Bluetooth Standard	V2.1
Frequency	2.4GHz ISM Band
Transmission Output	+2dBm(Typical)
Communication Distance	Within 10M



## Engraves pendants, jewelry, ID tags, bracelets, keychains, watches, lighters, and other metal items with precision.

- Wireless control via dedicated tablet using built-in Bluetooth.
- Supports tablet/mobile apps.
- Lightweight aluminum body enhances portability.
- Built-in electronic switch.
- Supports newly added imprint marking methods.
- Comes standard with high-durability diamond tool to minimize maintenance costs.
- Engraves on gold, silver, copper, platinum, stainless steel, and other metals.
- Can be installed in compact or narrow spaces.
- Easy positioning with laser pointer.
- Increased versatility with various jigs.
- Includes dedicated software. (MagicEngrave™)





## Compact Ring Engraving Machine

# MAGIC™-1S

Magic™-1S is a CNC engraver for marking on inner and outer of rings. It's light, sophisticated, less noise, portable and easy to use for anyone. Also, it has wireless controlled Bluetooth, compatible with tablet.

### Specification

Size	233mm(W) x 278mm(D) x 323mm(H)
Tool Type	Diamond
Tool Diameter	3.175mm
Weight	13Kg
Rotary	Outer Diameter 32mm / Inner Diameter 34mm
Power Consumption	12W
Power Supply	AC 100~240V 50/60Hz
Bluetooth Standard	V2.1
Frequency	2.4GHz ISM Band
Transmission Output	+2dBm(Typical)
Communication Distance	10M

















## Engraves on the inside and outside of the rings.

- Wireless controlled bluetooth with compatible tablet.
- Supports touch-interface with tablet. (tablet purchased separately)
- Our system supports customers to design their own with tablets.
- Improved portability with lighter aluminum body.
- Internal electric switch.
- Highly durable diamond-tipped drill reduces maintenance cost.
- Engraves almost every kind of metal. (gold, silver, bronze, jewelry, stainless and etc.)
- Compact sized engraver can fit in any small areas.
- Easy coordination with laser pointer.
- Sophisticated and luxurious design.
- Provides upgraded program.



# ACCESSORIES

## Clamps/Other Accessories

 <table border="1"> <tr><td>Item Name</td><td>Front Cover</td></tr> <tr><td>Order Code</td><td>BP-13</td></tr> <tr><td>Application</td><td>S3/E3/S4/E4/S7/E7</td></tr> </table>	Item Name	Front Cover	Order Code	BP-13	Application	S3/E3/S4/E4/S7/E7	 <table border="1"> <tr><td>Item Name</td><td>Chuck Finger Handle</td></tr> <tr><td>Order Code</td><td>CP-31</td></tr> <tr><td>Application</td><td>1S/5S/S7/E7</td></tr> </table>	Item Name	Chuck Finger Handle	Order Code	CP-31	Application	1S/5S/S7/E7	 <table border="1"> <tr><td>Item Name</td><td>Flat Chuck Fing</td></tr> <tr><td>Order Code</td><td>CP-32</td></tr> <tr><td>Application</td><td>5S</td></tr> </table>	Item Name	Flat Chuck Fing	Order Code	CP-32	Application	5S
Item Name	Front Cover																			
Order Code	BP-13																			
Application	S3/E3/S4/E4/S7/E7																			
Item Name	Chuck Finger Handle																			
Order Code	CP-31																			
Application	1S/5S/S7/E7																			
Item Name	Flat Chuck Fing																			
Order Code	CP-32																			
Application	5S																			
 <table border="1"> <tr><td>Item Name</td><td>Round Chuck Finger</td></tr> <tr><td>Order Code</td><td>CP-33</td></tr> <tr><td>Application</td><td>5S</td></tr> </table>	Item Name	Round Chuck Finger	Order Code	CP-33	Application	5S	 <table border="1"> <tr><td>Item Name</td><td>Round Chuck Finger</td></tr> <tr><td>Order Code</td><td>CP-34</td></tr> <tr><td>Application</td><td>5S</td></tr> </table>	Item Name	Round Chuck Finger	Order Code	CP-34	Application	5S	 <table border="1"> <tr><td>Item Name</td><td>Chuck Finger</td></tr> <tr><td>Order Code</td><td>CP-35</td></tr> <tr><td>Application</td><td>5S/S7/E7</td></tr> </table>	Item Name	Chuck Finger	Order Code	CP-35	Application	5S/S7/E7
Item Name	Round Chuck Finger																			
Order Code	CP-33																			
Application	5S																			
Item Name	Round Chuck Finger																			
Order Code	CP-34																			
Application	5S																			
Item Name	Chuck Finger																			
Order Code	CP-35																			
Application	5S/S7/E7																			
 <table border="1"> <tr><td>Item Name</td><td>Pen Jig</td></tr> <tr><td>Order Code</td><td>CP-37</td></tr> <tr><td>Application</td><td>5S</td></tr> </table>	Item Name	Pen Jig	Order Code	CP-37	Application	5S	<p>(3 Pieces)</p>  <table border="1"> <tr><td>Item Name</td><td>Flat Chuck Finger</td></tr> <tr><td>Order Code</td><td>CP-38</td></tr> <tr><td>Application</td><td>S7/E7</td></tr> </table>	Item Name	Flat Chuck Finger	Order Code	CP-38	Application	S7/E7	<p>(Wide, 3 Pieces)</p>  <table border="1"> <tr><td>Item Name</td><td>Round Chuck Finger</td></tr> <tr><td>Order Code</td><td>CP-39</td></tr> <tr><td>Application</td><td>S7/E7</td></tr> </table>	Item Name	Round Chuck Finger	Order Code	CP-39	Application	S7/E7
Item Name	Pen Jig																			
Order Code	CP-37																			
Application	5S																			
Item Name	Flat Chuck Finger																			
Order Code	CP-38																			
Application	S7/E7																			
Item Name	Round Chuck Finger																			
Order Code	CP-39																			
Application	S7/E7																			
<p>(Narraow, 3 Pieces)</p>  <table border="1"> <tr><td>Item Name</td><td>Round Chuck Finger</td></tr> <tr><td>Order Code</td><td>CP-40</td></tr> <tr><td>Application</td><td>S7/E7</td></tr> </table>	Item Name	Round Chuck Finger	Order Code	CP-40	Application	S7/E7	<p>(112×81mm)</p>  <table border="1"> <tr><td>Item Name</td><td>Bakelite Plate</td></tr> <tr><td>Order Code</td><td>CP-43</td></tr> <tr><td>Application</td><td>E3/E4/E7</td></tr> </table>	Item Name	Bakelite Plate	Order Code	CP-43	Application	E3/E4/E7	<p>(120×100mm)</p>  <table border="1"> <tr><td>Item Name</td><td>Cutting Spacer</td></tr> <tr><td>Order Code</td><td>CP-45</td></tr> <tr><td>Application</td><td>E3/E4/E7</td></tr> </table>	Item Name	Cutting Spacer	Order Code	CP-45	Application	E3/E4/E7
Item Name	Round Chuck Finger																			
Order Code	CP-40																			
Application	S7/E7																			
Item Name	Bakelite Plate																			
Order Code	CP-43																			
Application	E3/E4/E7																			
Item Name	Cutting Spacer																			
Order Code	CP-45																			
Application	E3/E4/E7																			
 <table border="1"> <tr><td>Item Name</td><td>Multipurpose Jig</td></tr> <tr><td>Order Code</td><td>BP-51</td></tr> <tr><td>Application</td><td>2S/5S</td></tr> </table>	Item Name	Multipurpose Jig	Order Code	BP-51	Application	2S/5S	 <table border="1"> <tr><td>Item Name</td><td>L-type Jig</td></tr> <tr><td>Order Code</td><td>CP-60</td></tr> <tr><td>Application</td><td>S4/E4</td></tr> </table>	Item Name	L-type Jig	Order Code	CP-60	Application	S4/E4	 <table border="1"> <tr><td>Item Name</td><td>Pin Clamp Set</td></tr> <tr><td>Order Code</td><td>CP-80</td></tr> <tr><td>Application</td><td>2S/5S/S3/E3/S4/E4/S7/E7</td></tr> </table>	Item Name	Pin Clamp Set	Order Code	CP-80	Application	2S/5S/S3/E3/S4/E4/S7/E7
Item Name	Multipurpose Jig																			
Order Code	BP-51																			
Application	2S/5S																			
Item Name	L-type Jig																			
Order Code	CP-60																			
Application	S4/E4																			
Item Name	Pin Clamp Set																			
Order Code	CP-80																			
Application	2S/5S/S3/E3/S4/E4/S7/E7																			




# ACCESSORIES

## Clamps/Other Accessories

 <table border="1"> <tr><td>Item Name</td><td>Pin (For Pin Clamp)</td></tr> <tr><td>Order Code</td><td>CP-80P</td></tr> <tr><td>Application</td><td>2S/5S/S3/E3/S4/E4/S7/E7</td></tr> </table>	Item Name	Pin (For Pin Clamp)	Order Code	CP-80P	Application	2S/5S/S3/E3/S4/E4/S7/E7	 <table border="1"> <tr><td>Item Name</td><td>Ring Engraving Adapter</td></tr> <tr><td>Order Code</td><td>CP-81</td></tr> <tr><td>Application</td><td>10/5S</td></tr> </table>	Item Name	Ring Engraving Adapter	Order Code	CP-81	Application	10/5S	 <table border="1"> <tr><td>Item Name</td><td>Cutlery Clamp</td></tr> <tr><td>Order Code</td><td>CP-83</td></tr> <tr><td>Application</td><td>S3/E3/S4/E4/S7/E7</td></tr> </table>	Item Name	Cutlery Clamp	Order Code	CP-83	Application	S3/E3/S4/E4/S7/E7
Item Name	Pin (For Pin Clamp)																			
Order Code	CP-80P																			
Application	2S/5S/S3/E3/S4/E4/S7/E7																			
Item Name	Ring Engraving Adapter																			
Order Code	CP-81																			
Application	10/5S																			
Item Name	Cutlery Clamp																			
Order Code	CP-83																			
Application	S3/E3/S4/E4/S7/E7																			
 <table border="1"> <tr><td>Item Name</td><td>Spoon Clamp</td></tr> <tr><td>Order Code</td><td>CP-84</td></tr> <tr><td>Application</td><td>2S/5S/S3/E3/S4/E4/S7/E7</td></tr> </table>	Item Name	Spoon Clamp	Order Code	CP-84	Application	2S/5S/S3/E3/S4/E4/S7/E7	<p style="color: red;">*Only Available with Pin Clamp</p>  <table border="1"> <tr><td>Item Name</td><td>Bracelet Adapter</td></tr> <tr><td>Order Code</td><td>CP-85</td></tr> <tr><td>Application</td><td>2S/5S/S3/E3/S4/E4/S7/E7</td></tr> </table>	Item Name	Bracelet Adapter	Order Code	CP-85	Application	2S/5S/S3/E3/S4/E4/S7/E7	 <table border="1"> <tr><td>Item Name</td><td>Tools Holder</td></tr> <tr><td>Order Code</td><td>CP-99</td></tr> <tr><td>Application</td><td>All models</td></tr> </table>	Item Name	Tools Holder	Order Code	CP-99	Application	All models
Item Name	Spoon Clamp																			
Order Code	CP-84																			
Application	2S/5S/S3/E3/S4/E4/S7/E7																			
Item Name	Bracelet Adapter																			
Order Code	CP-85																			
Application	2S/5S/S3/E3/S4/E4/S7/E7																			
Item Name	Tools Holder																			
Order Code	CP-99																			
Application	All models																			
 <p>(1.5/2.5/4/6φ)</p> <table border="1"> <tr><td>Item Name</td><td>Depth Regulating Nose</td></tr> <tr><td>Order Code</td><td>CP-131</td></tr> <tr><td>Application</td><td>E4/E7</td></tr> </table>	Item Name	Depth Regulating Nose	Order Code	CP-131	Application	E4/E7	 <table border="1"> <tr><td>Item Name</td><td>Fingerprint Image Scanner</td></tr> <tr><td>Order Code</td><td>CP-141</td></tr> <tr><td>Application</td><td>S3/E3/S4/E4/S7/E7/L2/L3</td></tr> </table>	Item Name	Fingerprint Image Scanner	Order Code	CP-141	Application	S3/E3/S4/E4/S7/E7/L2/L3	 <table border="1"> <tr><td>Item Name</td><td>Identification Tag Clamp</td></tr> <tr><td>Order Code</td><td>CP-164</td></tr> <tr><td>Application</td><td>2S/5S/S3/E3/S4/E4/S7/E7</td></tr> </table>	Item Name	Identification Tag Clamp	Order Code	CP-164	Application	2S/5S/S3/E3/S4/E4/S7/E7
Item Name	Depth Regulating Nose																			
Order Code	CP-131																			
Application	E4/E7																			
Item Name	Fingerprint Image Scanner																			
Order Code	CP-141																			
Application	S3/E3/S4/E4/S7/E7/L2/L3																			
Item Name	Identification Tag Clamp																			
Order Code	CP-164																			
Application	2S/5S/S3/E3/S4/E4/S7/E7																			
 <p>(Shallow Type)</p> <table border="1"> <tr><td>Item Name</td><td>Brick Adapter</td></tr> <tr><td>Order Code</td><td>CP-167S</td></tr> <tr><td>Application</td><td>S3/E3/S4/E4/S7/E7</td></tr> </table>	Item Name	Brick Adapter	Order Code	CP-167S	Application	S3/E3/S4/E4/S7/E7	 <table border="1"> <tr><td>Item Name</td><td>Hair Brush Clamp</td></tr> <tr><td>Order Code</td><td>CP-169</td></tr> <tr><td>Application</td><td>S3/E3/S4/E4/S7/E7</td></tr> </table>	Item Name	Hair Brush Clamp	Order Code	CP-169	Application	S3/E3/S4/E4/S7/E7	 <table border="1"> <tr><td>Item Name</td><td>Flat Top Ring Adapter</td></tr> <tr><td>Order Code</td><td>CP-181</td></tr> <tr><td>Application</td><td>S3/E3/S4/E4/S7/E7</td></tr> </table>	Item Name	Flat Top Ring Adapter	Order Code	CP-181	Application	S3/E3/S4/E4/S7/E7
Item Name	Brick Adapter																			
Order Code	CP-167S																			
Application	S3/E3/S4/E4/S7/E7																			
Item Name	Hair Brush Clamp																			
Order Code	CP-169																			
Application	S3/E3/S4/E4/S7/E7																			
Item Name	Flat Top Ring Adapter																			
Order Code	CP-181																			
Application	S3/E3/S4/E4/S7/E7																			
 <p>(U+V type)</p> <table border="1"> <tr><td>Item Name</td><td>Curved Tag Adapter</td></tr> <tr><td>Order Code</td><td>CP-182</td></tr> <tr><td>Application</td><td>S3/E3/S4/E4/S7/E7</td></tr> </table>	Item Name	Curved Tag Adapter	Order Code	CP-182	Application	S3/E3/S4/E4/S7/E7	 <table border="1"> <tr><td>Item Name</td><td>Ring Engraving Adapter</td></tr> <tr><td>Order Code</td><td>CP-241</td></tr> <tr><td>Application</td><td>S7/E7</td></tr> </table>	Item Name	Ring Engraving Adapter	Order Code	CP-241	Application	S7/E7	 <table border="1"> <tr><td>Item Name</td><td>Cutting Clamp</td></tr> <tr><td>Order Code</td><td>CP-243</td></tr> <tr><td>Application</td><td>E3/E4/E7</td></tr> </table>	Item Name	Cutting Clamp	Order Code	CP-243	Application	E3/E4/E7
Item Name	Curved Tag Adapter																			
Order Code	CP-182																			
Application	S3/E3/S4/E4/S7/E7																			
Item Name	Ring Engraving Adapter																			
Order Code	CP-241																			
Application	S7/E7																			
Item Name	Cutting Clamp																			
Order Code	CP-243																			
Application	E3/E4/E7																			












# ACCESSORIES

## Clamps/Other Accessories

 <table border="1"> <tr><td>Item Name</td><td>Cutting Nose</td></tr> <tr><td>Order Code</td><td>CP-243N</td></tr> <tr><td>Application</td><td>E3/E4/E7</td></tr> </table>	Item Name	Cutting Nose	Order Code	CP-243N	Application	E3/E4/E7	<p>(258×187mm)</p>  <table border="1"> <tr><td>Item Name</td><td>Cutting Clamp</td></tr> <tr><td>Order Code</td><td>CP-245</td></tr> <tr><td>Application</td><td>E4</td></tr> </table>	Item Name	Cutting Clamp	Order Code	CP-245	Application	E4	 <table border="1"> <tr><td>Item Name</td><td>Medal Clamp</td></tr> <tr><td>Order Code</td><td>CP-250</td></tr> <tr><td>Application</td><td>S3/E3/S4/E4/S7/E7</td></tr> </table>	Item Name	Medal Clamp	Order Code	CP-250	Application	S3/E3/S4/E4/S7/E7
Item Name	Cutting Nose																			
Order Code	CP-243N																			
Application	E3/E4/E7																			
Item Name	Cutting Clamp																			
Order Code	CP-245																			
Application	E4																			
Item Name	Medal Clamp																			
Order Code	CP-250																			
Application	S3/E3/S4/E4/S7/E7																			
 <table border="1"> <tr><td>Item Name</td><td>Tailstock</td></tr> <tr><td>Order Code</td><td>CP-251</td></tr> <tr><td>Application</td><td>S7/E7</td></tr> </table>	Item Name	Tailstock	Order Code	CP-251	Application	S7/E7	 <table border="1"> <tr><td>Item Name</td><td>Height-adjustable Clamp</td></tr> <tr><td>Order Code</td><td>CP-252</td></tr> <tr><td>Application</td><td>S3/E3/S4/E4/S7/E7</td></tr> </table>	Item Name	Height-adjustable Clamp	Order Code	CP-252	Application	S3/E3/S4/E4/S7/E7	 <table border="1"> <tr><td>Item Name</td><td>Cyclone Separator</td></tr> <tr><td>Order Code</td><td>CP-261-04</td></tr> <tr><td>Application</td><td>CP-261</td></tr> </table>	Item Name	Cyclone Separator	Order Code	CP-261-04	Application	CP-261
Item Name	Tailstock																			
Order Code	CP-251																			
Application	S7/E7																			
Item Name	Height-adjustable Clamp																			
Order Code	CP-252																			
Application	S3/E3/S4/E4/S7/E7																			
Item Name	Cyclone Separator																			
Order Code	CP-261-04																			
Application	CP-261																			
 <table border="1"> <tr><td>Item Name</td><td>Bag Filter</td></tr> <tr><td>Order Code</td><td>CP-261-F1</td></tr> <tr><td>Application</td><td>CP-261</td></tr> </table>	Item Name	Bag Filter	Order Code	CP-261-F1	Application	CP-261	 <table border="1"> <tr><td>Item Name</td><td>HEPA Filter</td></tr> <tr><td>Order Code</td><td>CP-261-F2</td></tr> <tr><td>Application</td><td>CP-261</td></tr> </table>	Item Name	HEPA Filter	Order Code	CP-261-F2	Application	CP-261	 <table border="1"> <tr><td>Item Name</td><td>Floating Nose</td></tr> <tr><td>Order Code</td><td>CP-263</td></tr> <tr><td>Application</td><td>E4/E7</td></tr> </table>	Item Name	Floating Nose	Order Code	CP-263	Application	E4/E7
Item Name	Bag Filter																			
Order Code	CP-261-F1																			
Application	CP-261																			
Item Name	HEPA Filter																			
Order Code	CP-261-F2																			
Application	CP-261																			
Item Name	Floating Nose																			
Order Code	CP-263																			
Application	E4/E7																			
 <table border="1"> <tr><td>Item Name</td><td>Flat Clamp Set</td></tr> <tr><td>Order Code</td><td>CP-370</td></tr> <tr><td>Application</td><td>S3/E3/S4/E4</td></tr> </table>	Item Name	Flat Clamp Set	Order Code	CP-370	Application	S3/E3/S4/E4	 <table border="1"> <tr><td>Item Name</td><td>Spindle Belt</td></tr> <tr><td>Order Code</td><td>CP-SB50</td></tr> <tr><td>Application</td><td>E3/E4/E7</td></tr> </table>	Item Name	Spindle Belt	Order Code	CP-SB50	Application	E3/E4/E7							
Item Name	Flat Clamp Set																			
Order Code	CP-370																			
Application	S3/E3/S4/E4																			
Item Name	Spindle Belt																			
Order Code	CP-SB50																			
Application	E3/E4/E7																			
 <table border="1"> <tr><td>Item Name</td><td>Foot Switch</td></tr> <tr><td>Order Code</td><td>BP-101</td></tr> <tr><td>Application</td><td>S3</td></tr> </table>	Item Name	Foot Switch	Order Code	BP-101	Application	S3	 <table border="1"> <tr><td>Item Name</td><td>L-Type Clamp</td></tr> <tr><td>Order Code</td><td>LMB-101</td></tr> <tr><td>Application</td><td>L2/L3</td></tr> </table>	Item Name	L-Type Clamp	Order Code	LMB-101	Application	L2/L3	 <table border="1"> <tr><td>Item Name</td><td>Pendant Clamp</td></tr> <tr><td>Order Code</td><td>LMB-102</td></tr> <tr><td>Application</td><td>L2/L3</td></tr> </table>	Item Name	Pendant Clamp	Order Code	LMB-102	Application	L2/L3
Item Name	Foot Switch																			
Order Code	BP-101																			
Application	S3																			
Item Name	L-Type Clamp																			
Order Code	LMB-101																			
Application	L2/L3																			
Item Name	Pendant Clamp																			
Order Code	LMB-102																			
Application	L2/L3																			







# ACCESSORIES





## Clamps/Other Accessories

 <p>(self-centering)</p> <hr/> <table border="1"> <tr> <td>Item Name</td> <td>Pendant Clamp</td> </tr> <tr> <td>Order Code</td> <td>LMC-020</td> </tr> <tr> <td>Application</td> <td>L3</td> </tr> </table>	Item Name	Pendant Clamp	Order Code	LMC-020	Application	L3	 <hr/> <table border="1"> <tr> <td>Item Name</td> <td>Anti-curling Clamp</td> </tr> <tr> <td>Order Code</td> <td>LMB-031</td> </tr> <tr> <td>Application</td> <td>L3</td> </tr> </table>	Item Name	Anti-curling Clamp	Order Code	LMB-031	Application	L3	 <hr/> <table border="1"> <tr> <td>Item Name</td> <td>Honeycomb Table</td> </tr> <tr> <td>Order Code</td> <td>LMC-071</td> </tr> <tr> <td>Application</td> <td>L3</td> </tr> </table>	Item Name	Honeycomb Table	Order Code	LMC-071	Application	L3
Item Name	Pendant Clamp																			
Order Code	LMC-020																			
Application	L3																			
Item Name	Anti-curling Clamp																			
Order Code	LMB-031																			
Application	L3																			
Item Name	Honeycomb Table																			
Order Code	LMC-071																			
Application	L3																			
 <hr/> <table border="1"> <tr> <td>Item Name</td> <td>The Auciliary Power Device</td> </tr> <tr> <td>Order Code</td> <td>LMC-101</td> </tr> <tr> <td>Application</td> <td>L3</td> </tr> </table>	Item Name	The Auciliary Power Device	Order Code	LMC-101	Application	L3	 <hr/> <table border="1"> <tr> <td>Item Name</td> <td>Auto Tilt Rotary Clamp</td> </tr> <tr> <td>Order Code</td> <td>LMC-160</td> </tr> <tr> <td>Application</td> <td>L2</td> </tr> </table>	Item Name	Auto Tilt Rotary Clamp	Order Code	LMC-160	Application	L2	 <hr/> <table border="1"> <tr> <td>Item Name</td> <td>Rotary Clamp</td> </tr> <tr> <td>Order Code</td> <td>LMC-161</td> </tr> <tr> <td>Application</td> <td>L3</td> </tr> </table>	Item Name	Rotary Clamp	Order Code	LMC-161	Application	L3
Item Name	The Auciliary Power Device																			
Order Code	LMC-101																			
Application	L3																			
Item Name	Auto Tilt Rotary Clamp																			
Order Code	LMC-160																			
Application	L2																			
Item Name	Rotary Clamp																			
Order Code	LMC-161																			
Application	L3																			
 <hr/> <table border="1"> <tr> <td>Item Name</td> <td>Signet Ring Adapter</td> </tr> <tr> <td>Order Code</td> <td>LMC-164</td> </tr> <tr> <td>Application</td> <td>L3</td> </tr> </table>	Item Name	Signet Ring Adapter	Order Code	LMC-164	Application	L3	 <hr/> <table border="1"> <tr> <td>Item Name</td> <td>Bangle Clamp</td> </tr> <tr> <td>Order Code</td> <td>LMC-165</td> </tr> <tr> <td>Application</td> <td>L3</td> </tr> </table>	Item Name	Bangle Clamp	Order Code	LMC-165	Application	L3	 <hr/> <table border="1"> <tr> <td>Item Name</td> <td>Multiple Engraving Pen Clamp</td> </tr> <tr> <td>Order Code</td> <td>LMC-171</td> </tr> <tr> <td>Application</td> <td>L2/L3</td> </tr> </table>	Item Name	Multiple Engraving Pen Clamp	Order Code	LMC-171	Application	L2/L3
Item Name	Signet Ring Adapter																			
Order Code	LMC-164																			
Application	L3																			
Item Name	Bangle Clamp																			
Order Code	LMC-165																			
Application	L3																			
Item Name	Multiple Engraving Pen Clamp																			
Order Code	LMC-171																			
Application	L2/L3																			
 <hr/> <table border="1"> <tr> <td>Item Name</td> <td>Blower box</td> </tr> <tr> <td>Order Code</td> <td>LMC-200</td> </tr> <tr> <td>Application</td> <td>L2/L3</td> </tr> </table>	Item Name	Blower box	Order Code	LMC-200	Application	L2/L3	 <hr/> <table border="1"> <tr> <td>Item Name</td> <td>Fume Extractor</td> </tr> <tr> <td>Order Code</td> <td>FE-210</td> </tr> <tr> <td>Application</td> <td>L3</td> </tr> </table>	Item Name	Fume Extractor	Order Code	FE-210	Application	L3							
Item Name	Blower box																			
Order Code	LMC-200																			
Application	L2/L3																			
Item Name	Fume Extractor																			
Order Code	FE-210																			
Application	L3																			

# TOOLS















## Engraving Tools/Endmills/V-Cutters

Engraving Tools				
Image	Item Name	Order Code	Application	Description
	4Φ Diamond Tip	T40-DA22	2S/S3/E3/S4/E4/S7/E7	For medal/pendant/ ring/bangle engraving
	9mm Diamond Tip	T31-DA09	5S/S7/E7	For ring/bangle engraving
	4Φ Carbide Tip	T40-A22	2S/S3/E3/S4/E4/S7/E7	For medal/pendant/ ring/bangle engraving
	9mm Carbide Tip	T31-A09	5S/S7/E7	For ring/bangle engraving
	2Φ Tension Carbide Tip	T20-A20	E3	For Medal/Pendant
	Tension Tip(4.0Φ)	T40-TA20	S3, E3	For Medal/Pendant

Endmills				
Image	Item Name	Order Code	Application	Description
	4Φ, 0.3mm Cutter  0.3mm	T40-E03	E3/E4/E7	For Name Plate Cutting
	4Φ, 0.4mm Cutter  0.4mm	T40-E04	E3/E4/E7	For Name Plate Cutting
	4Φ, 0.5mm Cutter  0.5mm	T40-E05	E3/E4/E7	For Name Plate Cutting
	4Φ, 0.6mm Cutter  0.6mm	T40-E06	E3/E4/E7	For Name Plate Cutting
	4Φ, 0.7mm Cutter  0.7mm	T40-E07	E3/E4/E7	For Name Plate Cutting
	4Φ, 0.8mm Cutter  0.8mm	T40-E08	E3/E4/E7	For Name Plate Cutting
	4Φ, 0.9mm Cutter  1.0mm	T40-E09	E3/E4/E7	For Name Plate Cutting
	4Φ, 1.0mm Cutter  1.0mm	T40-E10	E3/E4/E7	For Name Plate Cutting
	4Φ, 1.0mm Cutter  1.0mm	T40-E10B	E3/E4/E7	For Name Plate Cutting
	4.0Φ, 0.125R, 5° Ball Endmill	T40-EB-0125R	E3/E4/E7	For Wax Carving
	4.0Φ, 0.25R, 5° Ball Endmill	T40-EB-0250R	E3/E4/E7	For Wax Carving

# TOOLS

## Engraving Tools/Endmills/V-Cutters

V-Cutters				
Image	Item Name	Order Code	Application	Description
	4Φ, 10°(a), 0.05mm(w) 	T40-V10	E3/E4/E7	For Wax Carving Apply to Wood
	4Φ, 15°(a), 0.2mm(w) 	T40-V15	E3/E4/E7	For Wax Carving Apply to Wood and Acrylic Material
	4Φ, 20°(a), 0.2mm(w) 	T40-V20	E3/E4/E7	For Wax Carving Apply to Wood and Acrylic Material
	4Φ, 25°(a), 0.2mm(w) 	T40-V25	E3/E4/E7	For Wax Carving Apply to Wood and Acrylic Material
	4Φ, 30°(a), 0.05mm(w) 	T40-V30	E3/E4/E7	For Wax Carving Apply to Wood and Acrylic Material
	4Φ, 35°(a), 0.05mm(w) 	T40-V35	E3/E4/E7	For Wax Carving Apply to Wood and Acrylic Material
	4Φ, 45°(a), 0.05mm(w) 	T40-V45	E3/E4/E7	For Wax Carving Apply to Wood and Acrylic Material



## Embossing Die Engraving Machine

# IMP™-C1

IMP™-C1 is designed user-friendly to allow anyone to make engravings on brass or acrylic fast and easy. Creates custom molds, enabling hot gold foil stamping for highly precise and detailed leather wood and paper marking. These tools rotate at a speed of 14,500RPM and does automatic switching to produce a precise, high-quality embossing die in an instant.

video




### Specification


Size	270mm(W) x 352mm(D) x 360mm(H) mm
Engraving Area	45(X) x 75(Y) x 30(Z) mm
Weight	23.7Kg
Power Supply	AC 100~240V 50/60Hz
Power Consumption	30W
Spindle Motor RPM	14,500RPM
Spindle Motor	36W, DC
Display	2.4inch Graphic LCD
Temperature / Humidity	15°C~40°C / 10%-90%



## Ideal for leather craft studios, product shops, watch and pet stores, print and mold workshops, and more.

- Faster production by automatically changing between roughing and finishing cutting tools with the use of two 14,500 RPM spindle motors.
- Tool lifespan is fairly extended with the use of different roughing and finishing cutting tools.
- Easy to fix the materials in place with optimized clamp.
- 75×45 working area gives the ability to engrave most leather stamps.
- Easy tool change with a Setscrew spindle.
- Automatically checks the tool's height.
- Automatically processes all fragmented actions once the user locks the material in place.
- Accurate and low-noise Z-axis with built-in ball screw.
- Guide shield structure minimizes the chips getting stuck on the feed shaft.
- Shortened engraving time with various standardized brass molds.
- Capable of making leather cutting dies and leather stamps with specialized software.
- Able to design not only alphabets and Arabic numbers but also patterns and logos.
- Reasonable maintenance with expendables being only the tools and spindle belt.





### Spindle

Equipped with two 14,500 RPM spindle motors.  
 Equipped with two cutters and automatically changes tools.  
 Tool lifespan is extended with automatic tool changing system.



### Auto-Measure Feature

Tool lifespan extended by with the use of different roughing and finishing cutters.  
 Automatic material measurement allows the user to fix the material and handle all remaining engravings automatically.



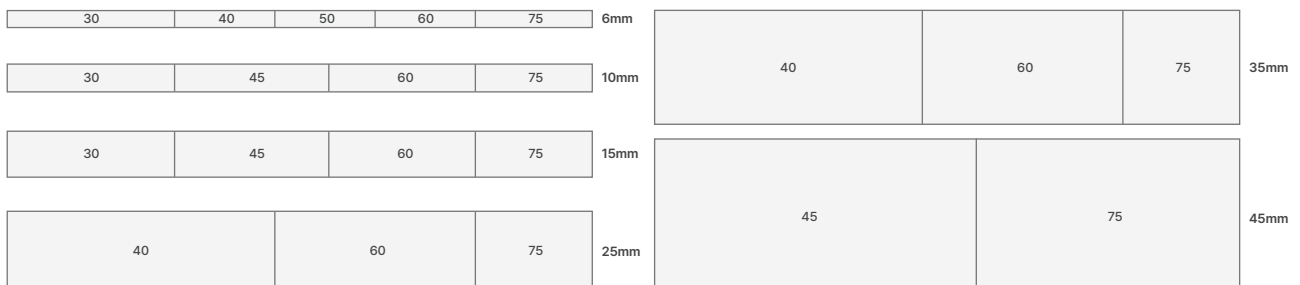
### Working Area

75 × 45 mm sufficient working area for most embossing die molds.



### Directly Access to Materials

Redt supplies materials in different standard sizes used for engraving molds at an affordable price.  
 Reduces cost by selecting the suitable size of materials thereby making production of single-use molds possible.  
 Lessens the production time and extends the tools lifespan.





### Break Free from Limitations

Traditional leather stamping relied on fixed metal type, limiting fonts, sizes, and languages.

The IMP™-C1 removes these barriers—engrave any language, font, size, or even intricate images and patterns with complete creative freedom.



### Saves You Time & Money

Incredibly low material cost, ranging from \$1 to \$3 per die, making it highly cost-effective.



### Simple & Quick Software!

MagicEngrave™ allows easy machine operations as all operations are executed automatically.

The user's main and sole task is to simply locate and create the design to be engraved on the workpiece.



### Compact & Modern

The machine's modern and sophisticated design, along with its benefits of low noise and easy installation, perfectly suits any workshop or workspace.



### Soundproof Box

We also offer a Soundproof box which is an optional item to provide a favorable work environment.

\* Optional item



## Mold & Stamp Engraving Machine

# TURBO™-C3

The TURBO™-C3 is a dedicated engraving machine for cylindrical materials and electronic components, developed to support a wider range of materials and functions than the C1 model. By utilizing the dual-spindle technology introduced in the TURBO™-T series, it achieves stability, performance, and ease of operation while engraving cylindrical materials. It is a product designed to meet the needs of various customers by integrating engraving and stamping technologies into the TURBO™ series, specifically for nameplates and stamps.

### Specification


Size	355mm(W) x 396mm(D) x 340mm(H)
Work Area	172(X) x 169.5(Y) x 33(Z) mm
Max.Cylindrical Material	Ø22mm (V-jig) x 143mm (Length)
Max Size of Flat Material	80(W) x 129(D) x 35.5(H) mm
Max Feed Rate	70mm/s
Spindle Speed	14,500 RPM
Weight	22kg
Power Consumption	27W, DC
Power Supply	AC 100~240V 50/60Hz
Tool Diameter	Roughing: 4mm / Finishing: 3mm
Temperature	0°C~40°C
Humidity	10%-85%

video



## Precision, Versatility, and Ease – TURBO™-C3 for Every Engraving Need Where Innovation Meets Precision!

- TURBO™-C3 supports engraving, cutting, and relief functions for a variety of materials, including flat, relief, and cylindrical surfaces.
- Dual-spindle technology and advanced features ensure seamless operation, enhancing engraving precision on diverse materials.
- Designed for ease of use with a stable structure, making it ideal for both professionals and beginners, delivering top-tier results every time.

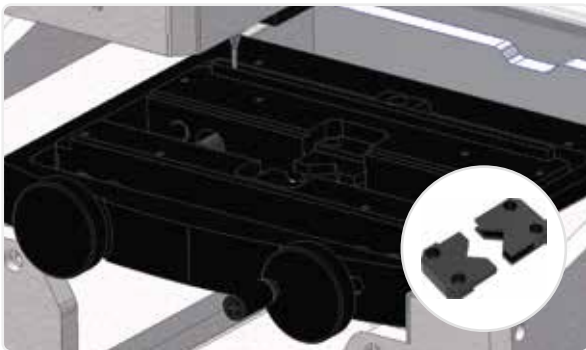




### Dual Spindles and Convenient Tool Usage

Equipped with dual 14,500 RPM spindles with automatic tool-switching.

Equipped with set-screw mechanism allows for quick and easy tool replacement.



### Expanded Work Area and Optimized Vise

The vise is designed for effortless material securing.

Automatically centering the piece for stable and precise mold engraving.

Expanded work area of 80mm x 100mm x 26mm.

Accommodates a wider range of shapes and sizes.

V-shaped jig securely holds seal materials of varying sizes, from 5-6mm to over 40mm.



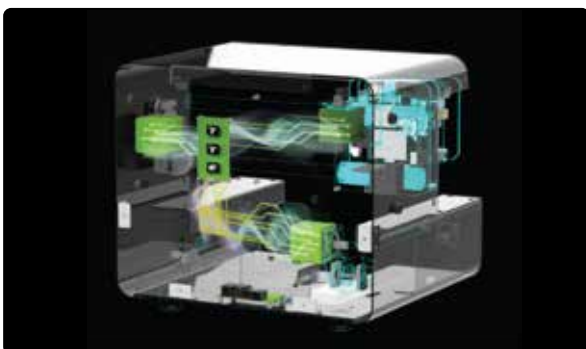
### Positioning with Laser Pointer

Allows users to confirm and adjust the engraving area before starting the process.

After transmitting engraving data, users can visually confirm the engraving area on the material and set the exact position with ease.

Ensures accurate engraving placement by previewing the location.

Particularly convenient for curved or flat surfaces.



### High-Resolution Position Control Technology

High precision with advanced positioning technology and smooth motion for superior engraving.

Ultra-quiet performance enhances control for detailed work.

More convenience stamp engraving, two key buttons for setting engraving positions.



### Automatic Material Size, Height, and Center Measurement System

Equipped with a built-in material measurement sensor.

A probe-based sensor that automatically measures the material's size, height, and center.

Simply secure the material in the machine to complete the setup.

Simplifies the engraving process and ensures precision, making the machine user-friendly for everyone.




### Engraving All Standard Seals

Capable of engraving all standardized seal types including personal seals, corporate seals, company logos, official stamps, departmental seals, and more.

The dedicated software is provided to enable users to engrave the seals in compliance with standard specifications.

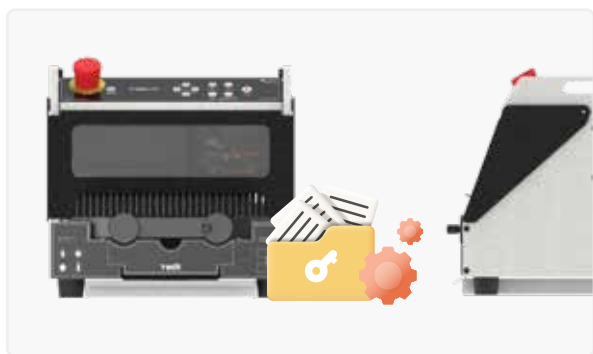
Ensuring that anyone can engrave quickly and easily.



### Thomson (Die-Cutting) Capabilities

Allows users to create die-cutting blades (Thomson) by engraving pre-designed blade shapes to the desired thickness and depth.

A capability for on-demand production of blades or samples for small-scale or limited production without the need for outsourcing.



### Built-in Setting Information

Stores key machine settings, such as origin information, in its internal memory.

Eliminates the need to reconfigure origin settings when switching computers.

Allowing the machine to be used immediately without additional setup.



### Simple & Quick Software

MagicEngrave™ allows easy machine operations as all operations are executed automatically.

The user's main and sole task is to simply locate and create the design to be engraved on the workpiece.



### Designed for Simplicity, Engineered for Efficiency

Designed with a focus on simplicity, usability, and production efficiency.

With a modern design that fits effortlessly into any workspace.

Delivers a professional-grade engraving experience without compromising on style.

We also offer a soundproof box as an optional item to provide a more comfortable work environment.







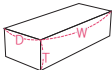
# TOOLS

## Cutters/Other Accessories

OPTIONAL ACCESSORIES PRICE				
Image	Item Name	Order Code	Application	Description
	4Φ, 1.0mm Cutter  1.0mm	T40-E10	C1/C3	For Brass, acrylic and stamp cutting
	4Φ, 2.0mm Cutter  2.0mm	T40-E20	C3	For Brass, acrylic and stamp cutting
	Diamond coating V-cutter	T30-C10	C1/C3	For Brass, acrylic and stamp cutting
	Soundproof BOX	CP-230	C1	Reduces engraving noise and enhances safety of C1
	Soundproof BOX	CP-231	C3	Reduces engraving noise and enhances safety of C3
	Stamp Seal Clamp	CP-170	C3	Holds sealing stamps securely for engraving

# TOOLS

## Brass Material Price

BRASS MATERIAL PRICE (*10 pieces / Lot)						
Image	Thickness	Price				
		Width				
	<b>6mm(D)</b>	<b>30mm</b>	<b>40mm</b>	<b>50mm</b>	<b>60mm</b>	<b>75mm</b>
	15mm	\$ 9	\$ 12	\$ 14	\$ 17	\$ 18
	25mm	\$ 13	\$ 16	\$ 18	\$ 23	\$ 27
	<b>10mm(D)</b>	<b>30mm</b>	<b>45mm</b>	<b>60mm</b>	<b>75mm</b>	
	15mm	\$ 13	\$ 17	\$ 21	\$ 24	
	25mm	\$ 18	\$ 27	\$ 31	\$ 39	
	<b>15mm(D)</b>	<b>30mm</b>	<b>45mm</b>	<b>60mm</b>	<b>75mm</b>	
	15mm	\$ 17	\$ 21	\$ 27	\$ 36	
	25mm	\$ 27	\$ 37	\$ 50	\$ 57	
	<b>25mm(D)</b>	<b>40mm</b>	<b>60mm</b>	<b>75mm</b>		
	15mm	\$ 30	\$ 45	\$ 55		
	25mm	\$ 60	\$ 75	\$ 85		
	<b>35mm(D)</b>	<b>40mm</b>	<b>60mm</b>	<b>75mm</b>		
	15mm	\$ 45	\$ 65	\$ 75		
	25mm	\$ 60	\$ 75	\$ 85		
	<b>45mm(D)</b>	<b>45mm</b>	<b>75mm</b>	<b>How to measure the brass material</b>  <ul style="list-style-type: none"> <li>*D : Depth</li> <li>*W : Width</li> <li>*T : Thickness</li> </ul>		
	15mm	\$ 65	\$ 90			
	25mm	\$ 90	\$ 130			



## Key Production Solution

# MIRACLE™-A9 Nova

MIRACLE™-A9 Nova is Redt Inc.'s latest model, embodying our accumulated expertise in key-cutting technology and design innovation. It delivers performance that surpasses not only our previous models but also competing products. Equipped with state-of-the-art control technology and user-centric design, it ensures fast, precise, and safe operations. Its sleek, modern appearance complements any workspace with style.

### Specification


Size	300mm(W) x 423mm(D) x 338mm(H)
Power Supply	AC 100V~240V, 50Hz/60Hz
Operating Power	24V, 6A
Power Consumption	80W
Weight	20 kg
Power Adapter	24V/4A
XYZ Trave	X:130mm Y:58mm Z:40mm
Spindle Rotation Speed	7,000 rpm
Spindle Motor Specification	40W, BLDC, Direct-drive (Integrated)
Tool Shank Diameter	6Φ
Tool Clamping Method	Set Screw
Communication	USB
Temperature / Humidity	5°C~40°C / 10%-90%



## Supports large-head keys with fast, precise cutting. Easy, safe operation with intuitive UI.

- Equipped with a Built-in Motor Spindle, featuring a high-performance BLDC motor for enhanced cutting power. (integrated spindle motor)
- Dual clamp system allows processing of various key types without the need for separate clamps or adapters.
- LM guides applied to all three axes for greater precision and stability.
- Dedicated application compatible with a wide range of digital devices.
- Supports large-head materials such as remote control keys.
- Intuitive user interface for smooth operation.
- Designed for fast, easy, and safe use by anyone.
- Innovative design that breaks away from conventional standards.
- With the built-in marking function, customer names, phone numbers, logos, and more can be engraved directly onto keys, providing both loss-prevention benefits and a premium service experience. v





### Dual Spindle & Dual Cutter System with Integrated Dual Clamp for Versatile Key Processing

Refined design with a wide acrylic front window, ergonomic carry handle, and universal tablet/mobile stand.

Provides clear visibility of the cutting process while ensuring full operator safety.

Large-handled keys, such as automotive remote and smart keys, can be secured without disassembly.




### CodeMaster4 – Multi-Platform & OTA Support

Operate the A9 Nova through the CodeMaster4 app on PC, tablet, or smartphone.

Supports Windows, Android, and iOS, with both wired and wireless options for flexibility.

OTA updates keep the system up to date with the latest features and enhancements.



### Photo Recognition System

Capture or upload a key image for instant recognition and analysis.

The system automatically extracts shape, groove, and dimension data without manual measurement.

Speeds up workflow, reduces errors, and ensures accuracy even with complex keys.




### Advanced Capabilities

The A9 Nova integrates customer data and key production history for efficient management.

It is fully compatible with Instacode, giving locksmiths access to a vast key database for faster and more accurate work.

With its built-in marking function, users can engrave names, numbers, or logos, adding personalized value for every customer.

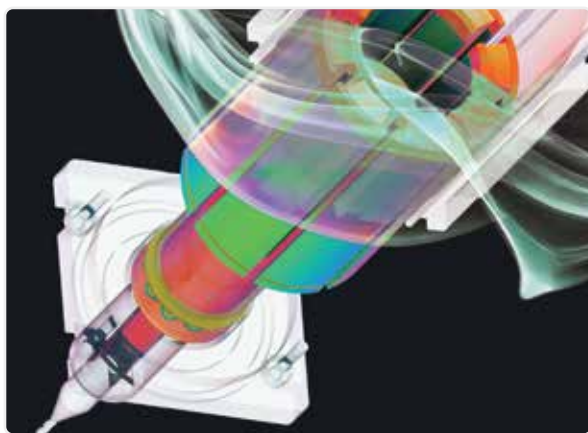


### Dual Clamp Supporting Various Keys

Left side supports edge-cut and laser keys, while the right side supports dimple keys — no need to change vises.

Equipped with a top auxiliary clamp for stable securing of edge-cut keys.

Operates easily without additional accessories, enhancing portability and work convenience




### Integrated BLDC Motor Spindle

Direct-drive BLDC motor delivers power without belts or gears minimizing energy loss.

Offers high efficiency, reduced heat, and long life for stable performance.

Maintains consistent cutting power, even under heavy workloads.



### High-Precision LM Guide

Dual LM guides applied to each axis ensure rigidity and precise motion.

Load distribution minimizes vibration and backlash for smooth, accurate machining.

Delivers consistent quality and durability in daily operation.



### Why MIRACLE™-A9 Nova?

Combines premium design, smart connectivity, and powerful performance in one compact solution.

Built for professionals who demand speed, precision, and reliability.

The MIRACLE™-A9 Nova is a dependable and durable partner for locksmiths in every job.



## Key Cutting Machine

# MIRACLE™-S10

The MIRACLE™-S10 is a CNC key cutting machine that offers powerful performance, speed, low noise, enhanced safety, and user convenience. It is capable of producing and duplicating not only automotive keys such as single-sided and laser (track) keys, but also residential keys including dimple keys, vending machine keys, and hex keys. The machine and the dedicated MIRACLE™ tablet can be used separately, and Bluetooth wireless communication allows for completely wireless key production.

### Specification

Size	362mm(W) x 427mm(D) x 505mm(H)
Resolution	(XY) 0.005mm / (Z)0.00125mm
Spindle motor power	109W DC Motor
Power Consumption	Stand-by 30W / Operating 135W
Weight	33Kg
Voltage	AC 100~240V 50/60Hz
Work Space	X:67mm Y:56mm Z:47mm(Nonmetal Z:24mm)
Tool Diameter	6mm
Cutter Holder	Set-Screw
Display	10 inch Tablet
Interfaces	USB, Bluetooth
Operating System	Windows
Temperature / Humidity	5°C~40°C / 35%-80%
Spindle Speed	Dimple 10000RPM , Endmill 11800RPM


video



## MIRACLE™-S10 – high-performance key cutting machine for fast and precise duplication of all key types.

- 10" Touch screen eases operating the device.
- Embedded Bluetooth allows wireless operation with the exclusive tablet.
- Touch screen with faster CPU enables quick response.
- Using Ball-screw and LM guide applied to Z-axis provides more accurate and powerful cutting force.
- Provided manually operating function allows producing remote control keys possible.
- Supports key data upgrade via Wi-Fi wireless network.
- Noise reduction with low-vibration design.
- Using both decoder and cutter simultaneously makes key measurement and duplication faster without replacing tools.
- Supports powerful and stable key production with 27W, 24DC motor.
- Key production log and customer management function are added.
- Equipped tool tray stores tools easily.
- LED lights support night work.






### High-Speed Cutting and Powerful Performance

Fast key cutting enabled by the new 4th-generation platform and high-torque motor.

Offers key cutting speeds more than twice as fast as previous models.

Equipped with a high-power 109W DC motor.




### Built-in Sliding Dual Clamp System Minimizes Clamp Changes

Simultaneous installation of two clamps: one for automotive keys and one multi-purpose clamp.

Greatly reduces the number of clamp changes for various types of key cutting.

Simple clamp setup by sliding and securing the clamp left or right.




### Built-in Dual Spindle and Dual Cutter System to Minimize Tool Changes

Dual spindles allow simultaneous mounting of endmill and dimple cutters, minimizing tool changes.

Minimizes tool changes for various key types.

Automatically selects the appropriate cutter without requiring manual tool selection in the software.

Processes mixed-profile keys like the Mul-T-Lock MT5+.

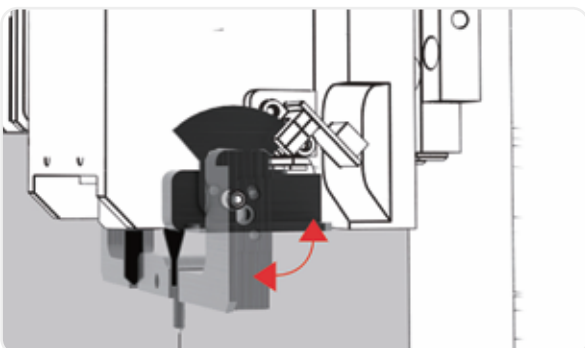


### Fully Automatic Key and Clamp Measurement System

Built-in auto-folding decoder enables automatic measurement of keys and clamps.

Automatically detects the key center and tip positions.

Automatic calibration of clamp and clamp jaw positions.



### New-Type Auto-Folding Decoder

Equipped with an auto-folding decoder module.

Remains hidden when not in use and unfolds only when needed.

Significantly reduces decoding and measurement time with its automatic folding mechanism.

Supports various functions including clamp and clamp jaw calibration, key center and tip measurement, and key decoding.



### Easier Manipulation

Faster and More Stable Built-in 10-inch Microsoft Tablet.

Equipped with a large 10-inch screen tablet.

Uses the latest Microsoft tablet.

Larger screen, more stable performance, and faster response compared to previous models.

Comes preloaded with CodeMaster4™ software for convenient use.




### Newly Upgraded CodeMaster4™ Provided

Completely redesigned CodeMaster4™ software included.

Offers code search and pin number validation functions. (for certain keys)

Guides key cutting and decoding tasks step-by-step through an intuitive interface.

Provides illustrated instructions for recommended clamps, jaws, and jigs for the key being cut, enabling easy and intuitive operation.



### Newly developed 4th-generation XY platform

Built-in high-precision ball screws.

Built-in high-precision guide system.

Provides significantly stronger torque.

Shield structure applied to prevent internal contamination.



### Built-in Bluetooth Wireless Communication

Operate the device wirelessly without cable connections.

Control the device from multiple tablet PCs or computers via Bluetooth.

Automatic mode switching between USB and Bluetooth connection.







# TOOLS

## Clamps/Cutters

OPTIONAL ACCESSORIES PRICE			
Image	Item Name	Order Code	Application
	Tibbe Adapter	CP-61	S10/A9 Nova
	FO19 Adapter	CP-62	S10/A9 Nova
	Automobile Key Clamp	CP-86	A9 Nova
	Automobile Key Clamp	CP-86S	S10
	Tubular Key Clamp	CP-87	S10/A9 Nova
	Dimple Key Clamp	CP-88	A9 Nova







# TOOLS

## Clamps/Cutters

OPTIONAL ACCESSORIES PRICE			
Image	Item Name	Order Code	Application
	Single-sided Key Clamp	CP-89	A9 Nova
	Single sided Key Clamp	CP-89S	S10
	Multi-Clamp	CP-90	S10
	HU66 Key Jaw L	CP-90HU66L	S10
	Dimple key Jaw L	CP-90DPL	S10
	Key Marking Jaw Set	CP-90M	S10

# TOOLS

## Clamps/Cutters

OPTIONAL ACCESSORIES PRICE			
Image	Item Name	Order Code	Application
	Multi-Clamp Jaw R	CP-90R	S10
	SX-9 Key Jaw L	CP-90SX9L	S10
	SX-9 Key Jaw R	CP-90SX9R	S10
	Stop Guide	CP-91	S10
	Right-To-Left Stop Guide	CP-96	A9 Nova
	Magnum Key Clamp	CP-104	A9 Nova


# TOOLS






## Clamps/Cutters

OPTIONAL ACCESSORIES PRICE			
Image	Item Name	Order Code	Application
	Magnum Key Clamp	CP-104S	S10
	VA2 Adapter	CP-109	A9 Nova
	HU162 Adapter	CP-110	A9 Nova
	HU66 Adapter	CP-105	A9 Nova
	Key Marking Clamp	CP-107	A9 Nova
	SX9 Adapter	CP-108	A9 Nova

# TOOLS

## Clamps/Cutters

Cutters				
Image	Item Name	Order Code	Application	Description
	Cutter(2.0mm) Length of Cut 8.0mm	T60-E20-P	S10/A9 Nova	Tool for Cutting Keys
	Cutter(1.7mm) Length of Cut 4.0mm	T60-E17-P	S10/A9 Nova	Tool for Cutting Keys
	Cutter(1.5mm) Length of Cut 6.0mm	T60-E15-P	S10/A9 Nova	Tool for Cutting Keys
	Cutter(1.0mm) Length of Cut 1.0mm	T60-E10-P	S10/A9 Nova	Tool for Cutting Keys
	Dimple Key Cutter (6Φ, 1.2mm Cutter, 45°)	T60-DC12-45	S10/A9 Nova	Tool for Cutting Dimple Keys
	Dimple Key Cutter (6Φ, 1.0mm Cutter, 45°)	T60-DC10-45	S10/A9 Nova	Tool for Cutting Dimple Keys
	Dimple Key Cutter (6Φ, 0.6mm Cutter, 45°)	T60-DC06-45	S10/A9 Nova	Tool for Cutting Dimple Keys
	Key Marking Cutter (6Φ, 0.0mm Cutter, 45°)	T60-MC00-45	S10/A9 Nova	Tool for Marking Keys

Cutters				
Image	Item Name	Order Code	Application	Description
	Decoder (1.0mm)	T60-P10	S10/A9 Nova	Tool for Decoding Keys
	Dimple Decoder	T60-P10D	A9 Nova	Tool for Decoding Dimple, Magnum, Mul-T-Lock, M&C Keys
	Decoder (0.5mm)	T60-P05	A9 Nova	Tool for Decoding Cadman, Mul-T-Lock(MT5) Keys
	Decoder (0.5mm)	T40-P05D-45	S10	Tool for Decoding Keys
	Decoder (0.8mm)	T40-P08D-45	S10	Tool for Decoding Keys



# Faster Finishing, More Uniform Results, Built for Jewelry Professionals

Magic™ Magnetic Tumbler MT-110/MT-135/MT-180



A magnetic tumbler is a precision finishing system that uses magnetically driven steel pins to uniformly polish, deburr, and clean complex jewelry surfaces.

## What it does

- Reach into fine details, holes, and grooves
- Smooth surfaces evenly
- Remove oxidation, dirt, and minor scratches
- Improve surface density and durability through continuous pin impact action

## Magic™ magnetic tumbler features

- Faster and More Efficient Finishing
- Reduced Manual Work
- More Uniform Polishing Results
- Powerful Finishing Performance
- Modern Industrial Design for Professional Workshops

## Main Control Functions



# Why Magic™ Magnetic Tumblers Are Different



## Stop & Go Function

Prevents pins from circulating in a single loop by continuously redistributing them

- Creates more active and uniform polishing action.
- More consistent surface finishing
- Improved polishing efficiency



## Integrated Flow Disruptors

Converts smooth circular pin motion into active, multi-directional movement

- More uniform finishing
- Improved polishing consistency
- Enhanced performance on complex jewelry shapes



## Powerful Motor and Magnet System

A powerful motor and high-strength magnetic system generate stronger pin movement and stable rotation.

- Enhanced pin contact for more effective polishing
- Faster finishing and improved productivity
- Consistent polishing performance, even with heavier jewelry pieces
- Improve surface density and durability



## Modern Industrial Design

A refined modern design sets the BestBuilt™ magnetic tumbler apart from conventional magnetic tumblers while enhancing the appearance of professional jewelry workshops.

- Compact and modern appearance
- Professional workshop aesthetics
- Distinctive premium styling

## Key Features

- A next-generation polishing machine that combines a compact size with high efficiency.
- Jewelry, crafts, and precision components made from gold, platinum, silver, and stainless steel can be polished efficiently, including complex shapes and hard-to-reach areas.
- Most polishing processes are completed within 30 minutes.
- Stop&Go feature improves polishing performance by preventing the pins from circulating in a single loop and instead forcing continuous redistribution, resulting in a more uniform, efficient, and reliable finish.
- A barrel structure with integrated flow disruptors transforms smooth circular motion of the pins into active, multi-directional movement, significantly improving polishing efficiency, uniformity, and consistency.
- A powerful motor that delivers sufficient torque to rotate heavy jewelry items.
- An efficient airflow design enhances cooling and improves heat dissipation.
- A large, high-strength magnet generates a stronger magnetic field for more powerful pin movement.
- An aesthetic design that stands apart from conventional magnetic tumblers.

## Available in Three Production Sizes

Magic™ magnetic tumbler available in three production sizes.



### Barrel Size

4.3"(Ø) x 4"(H)

### Dimensions

7.2"(W) x 12.3"(H) x 7.9"(D)

### Barrel Size

5.3"(Ø) x 4"(H)

### Dimensions

7.8"(W) x 12.9"(H) x 8.8"(D)

### Barrel Size

7"(Ø) x 4"(H)

### Dimensions

9.8"(W) x 15.2"(H) x 9.5"(D)

## Visible Finishing Improvement

- Oxidation Removal
- Surface Brightening
- Detail Finishing
- Uniform Polishing



before



After



before



After



before



After



before



After

### Specification

Models	MT-110	MT-135	MT-180
Barrel Size	4.33" × 3.94"	5.31" × 3.94"	4.33" × 3.94"
Dimensions	7.20" × 12.32" × 7.91"	7.80" × 12.87" × 8.78"	9.80" × 15.24" × 9.53"
Rated Motor Power	60W	90W	150W
Average Power Consumption	70W	110W	170W
Timer Range	0~60min		
Stop&Go	Supported		

\* Product specifications are subject to change without notice for continuous improvement.

## Faster Finishing. More Uniform Results. Built for Jewelry Professionals.

Magic™ magnetic tumblers are engineered to deliver faster processing, more uniform polishing, and reliable daily production performance for modern jewelry workshops.



**Magic™ — Built by Experts Who Truly Understand Jewelry Manufacturing**

# Magic™ Polishing Machine PM-480

## Cleaner, Safer, More Professional Jewelry Polishing



The Magic™ PM-480 is an enclosed buffing and polishing machine engineered for jewelry finishing in controlled environments.

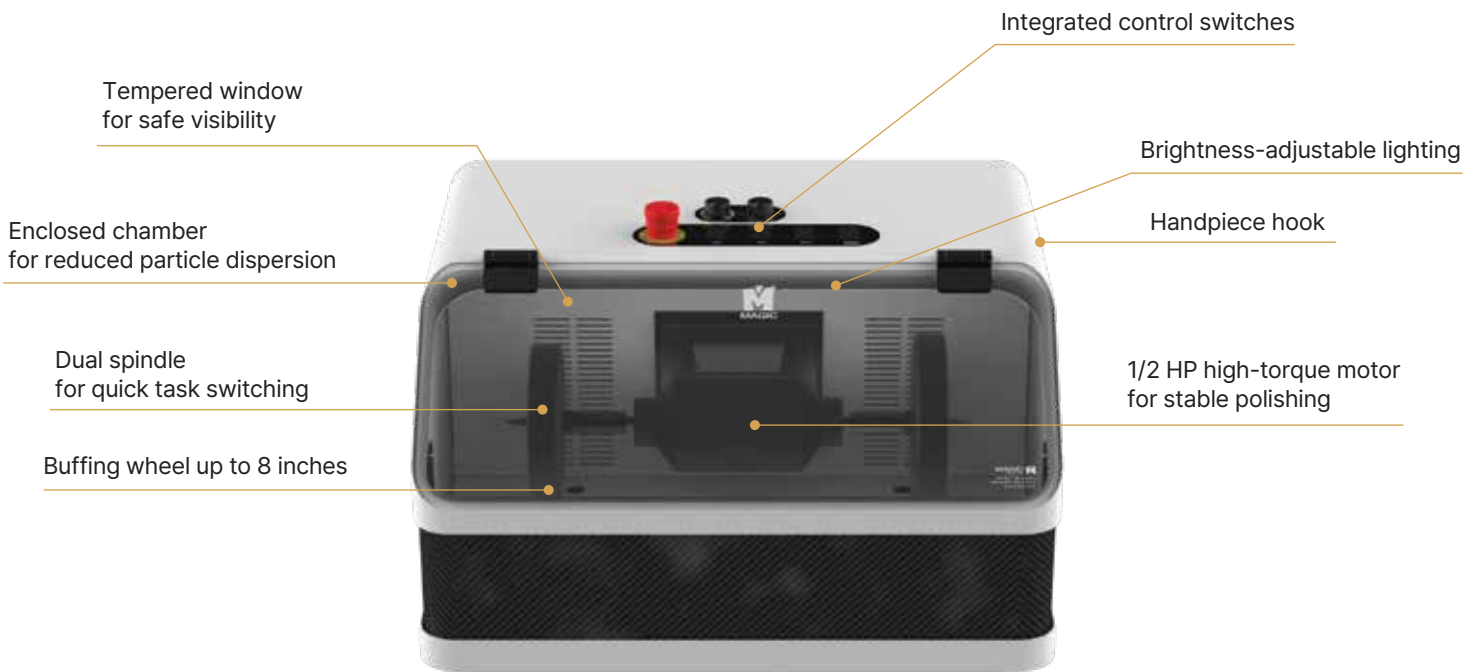


### Magic™ polishing machine features

- Enclosed dust-controlled polishing environment
- Powerful continuous-duty 1/2HP polishing performance
- Ergonomic operation for long polishing sessions
- Designed specifically for jewelry workshops
- Integrated lighting, dust collection, and workflow controls

The PM-480 transforms conventional polishing into a cleaner, safer, and more organized finishing workflow.

# Advanced Jewelry Polishing Workstation



## Control Features



Integrated control switches



Fine-tunable continuous speed control



Foot-operated speed acceleration



Task-adjustable internal lighting control



Power outlet for dust collector and handpiece



Dust collector connection port

# Why Magic™ Polishing Machine Is Different



## Clean & Controlled Polishing Environment

- Fully enclosed working area minimizes particle dispersion
- Reduces operator exposure to airborne particles during polishing
- Scratch-resistant transparent window for clear workpiece visibility
- Optimized internal airflow for effective dust capture
- Dust collector with dual-filter system (filter bag + HEPA) for maximum recovery and fine particle filtration (HEPA filtration:  $\geq 99.97\%$  at  $0.3 \mu\text{m}$ )



## Built for Professional Jewelry Production

- Dual spindle for quick and easy task switching
- 1/2 HP High-torque motor for polishing load stability
- Fine-tunable continuous speed control
- Foot-operated speed acceleration for real-time control during polishing
- Compatible with industry-standard buffing wheels up to 8 inches



## Designed for Operator Comfort

- Fatigue-reducing armrest for extended operation
- Height-adjustable motor for operator comfort
- Brightness-adjustable lighting for improved operator comfort and visibility
- Low vibration operation for reduced operator fatigue
- More comfortable daily operation



## Easy Maintenance

- Dust bag filter for quick, clean, and easy replacement and disposal
- Floor-level vacuum intake for residual dust removal
- User-replaceable parts for simplified maintenance
- Tempered glass window for easy cleaning and improved scratch resistance



### Modern Industrial Design for Professional Jewelry Studios

- Professional equipment aesthetics for modern jewelry studios
- Cleaner workshop appearance
- Reduced visible dust dispersion
- Organized professional workstation



Built-in handpiece hook

Foot pedal for speed acceleration

Integrated power outlets

### Integrated Polishing Workflow

- Built-in handpiece hook
- Foot pedal for speed acceleration
- Integrated power outlets
- Magnetic bench pin stand

### Specification

Dimension	27.8"(W)x17.6"(H)x22.7"(D)
Power Input	100V~120V, 50/60Hz
Motor Torque	1/2 HP
Average Power Consumption	500W
Max RPM	3,450 RPM
Dust Collection Port Diameter	3" (75 mm)
Dust Collector Dimensions	12.6"(W) x 16.4"(D) x 22.2"(H)
Suction Motor Torque	1/2 HP
Airflow Capacity	500 CFM
Filter	HEPA Filter: ≥99.97% at 0.3 μm

\* Product specifications and design are subject to change without notice for continuous improvement.

## Cleaner, Safer, More Professional Jewelry Polishing

The Magic™ PM-480 transforms traditional polishing into a cleaner, safer, and more efficient professional finishing workflow.



**Magic™ — Built by Experts Who Truly Understand Jewelry Manufacturing**

Quick, Easy-to-Use CAD/CAM Software Program

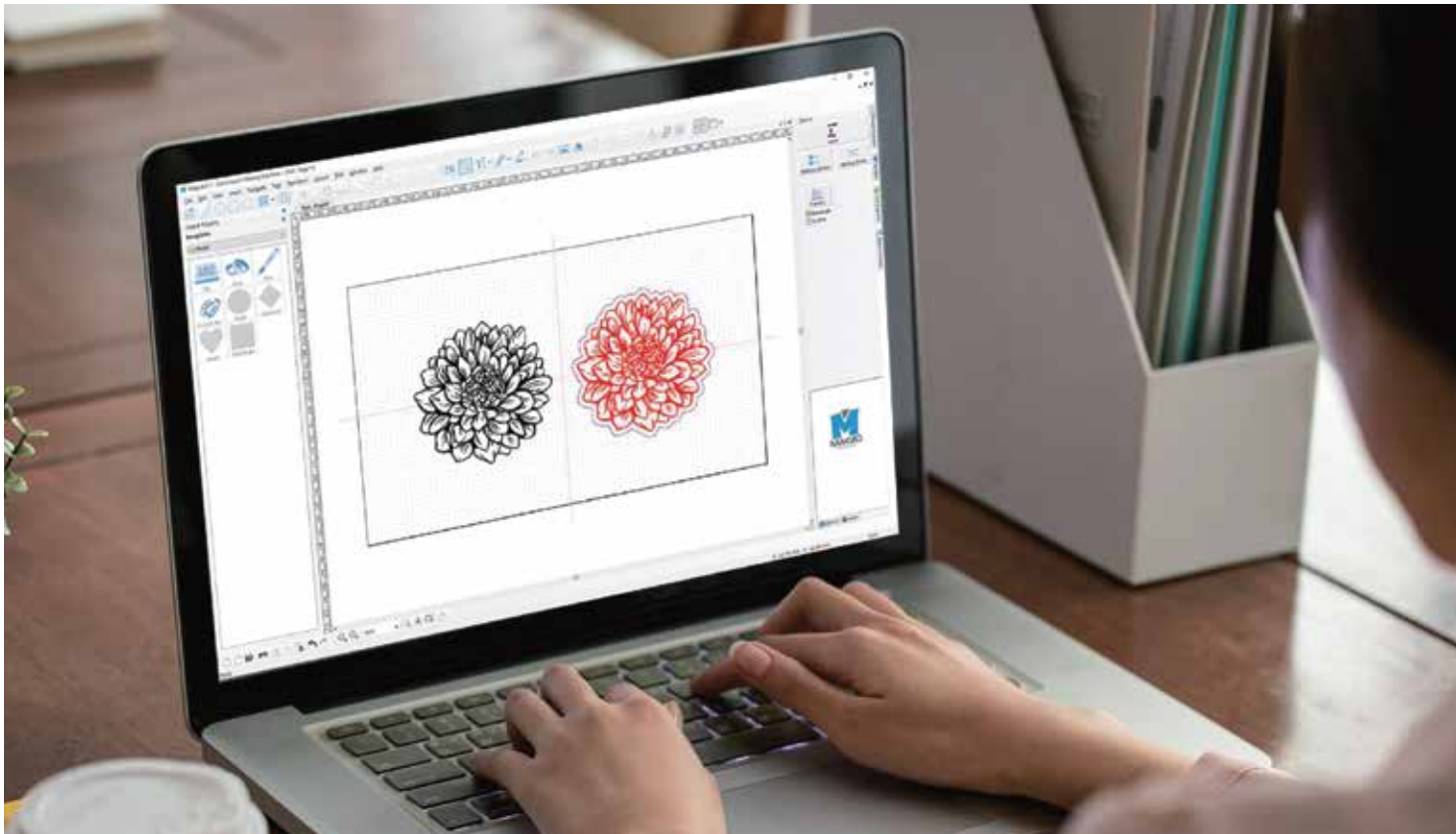
# MagicEngrave™

Supported Products

All models in the MAGIC™ Series

## Applications

- CNC Engraving
- CNC Cutting
- CNC V-Carving
- CNC Routing
- Laser Marking
- Laser Cutting
- Laser V-Carving
- Laser Engraving



MagicEngrave™, the software provided with all products in the MAGIC™ series, is designed to make MAGIC™ laser marking machines, scribing engravers, and CNC engraving machines easy and intuitive for anyone to use.

This integrated CAD/CAM software enables users to perform design work for marking, cutting, and engraving, and to generate a wide range of toolpaths for these processes. It offers seamless compatibility with popular commercial design programs such as Adobe Illustrator, CorelDRAW, AutoCAD, and Rhino. With a user-friendly interface, direct control of various advanced features across the MAGIC™ product lineup, and a clean, intuitive workflow, MagicEngrave™ allows users of all skill levels to quickly learn and efficiently operate even complex marking, cutting, and engraving tasks.

Experience a new paradigm in laser marking with MagicEngrave™.

## Software Features




### Easy and Fast CAD/CAM Software

MagicEngrave™ supports design and toolpath creation for marking, cutting, and engraving, as well as compatibility with various commercial design programs. It offers direct control over a wide range of features in the MAGIC™ product series through a clean and intuitive interface. With its user-friendly workflow, even complex jobs can be learned and executed easily and efficiently.



### Versatile Toolpath Functions

A wide range of toolpaths can be created with simple operations and presets, including Scan Line, Hatching Line, Outline, Single Line, Photo Marking, Halftone Engraving, V-Carving, and Drilling. These allow users to leverage each MAGIC™ machine for a variety of applications.



### Direct Control of MAGIC™ Machine Functions

The software is tightly integrated with the MAGIC™ series, enabling direct use of advanced features such as measurement tools, control settings, and camera systems, providing a seamless user experience.



### File Compatibility with Commercial Software

MagicEngrave™ supports file compatibility with Illustrator, CorelDRAW, Photoshop, AutoCAD, and other commercial design software, allowing for easy integration into existing workflows.



### Tool Library Management

Users can manage a comprehensive library of tools including end mills, V-cutters, scribing tools, dot pins, and lasers that making it easy to select the right tool when generating toolpaths.



### Material-Specific Parameter Management

Material settings such as speed, depth, and power can be registered and managed based on the characteristics of each material such as gold, silver, copper, brass, aluminum, plastics, wood, and more, allowing quick and accurate parameter selection.

## Editing Features



### **Text Input and Font Selection**

Easily input and edit text, adjust fonts, sizes, and spacing.

### **Object Creation and Modification**

Create and modify shapes like circles, rectangles, polygons, text boxes, and curved text layouts.

### **Position / Rotation / Scaling**

Quickly adjust position, angle, and size of objects using mouse or keyboard controls.

### **Object Duplication**

Use multi-copy functions to duplicate designs or toolpaths across rows, columns, or along paths for consistent and efficient layout.


### **Layer and Snap Functions**

Manage complex designs and toolpaths through layers, and place objects precisely using various snap options.

### **QR Code / Barcode / Fingerprint / Voice Waveform Generation**


Easily generate QR codes, barcodes, fingerprints, and voice waveforms using input, scanner, or built-in microphone.

## Toolpath Types




### Scan Line

Generates evenly spaced horizontal or vertical lines to cover the entire design area.



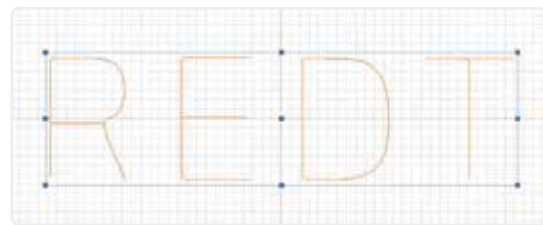
### Outline

Creates lines along the outer boundary of the design.




### Hatching Line

Fills the interior of a design with the shortest possible horizontal or vertical lines.



### Single Line

Represents the design using single-line strokes.




### Contour Line

Fills the interior of a design with evenly spaced boundary lines that follow the shape of the object.



### Drilling

Creates holes in the material at defined depths and intervals.



### V-Carving

Uses the angle of the carving tool to create a 3D, dimensional engraving effect.



### Halftone

Reproduces photographic images as surface textures using engraving tools.



### Lithophane

Converts photo grayscale into varying engraving depths to produce a backlit image effect.



### Photo Marking

Expresses photographic images using dot patterns.

## Mobile Engraving Software

# MAGIC™-Tablet

Supported Products

MAGIC™-E7,E4,E3,S7,S4,S3,5S,2S,1S

### Applications

- Pendant Engraving
- Ring Engraving
- Pen Engraving
- other Engraving



Mobile Engraving App for MAGIC™ Series. This is a mobile engraving software designed for wireless use with MAGIC™ series products equipped with built-in Bluetooth. Featuring an intuitive interface, touch-based controls, and wireless machine operation, this app allows anyone to easily operate engraving machines and perform engraving tasks with simplicity and convenience.

## A Sales Service That Combines Experience and Product

This service allows customers to actively participate in the engraving process, creating a more meaningful and personalized experience. The process is carried out as follows

- The customer selects a product to be engraved.
- Using a tablet, the staff guides the customer in choosing their preferred engraving style.
- The customer or staff enters the engraving text directly on the tablet screen via touch.
- The font, size, and position of the text are finalized in consultation with the customer.
- The engraving method is selected together with the customer.
- The engraving data is wirelessly transmitted via Bluetooth, and the engraving is performed.

## Software Features



### Touch-Based Mobile Software

Designed for tablets and smartphones, this touch-based mobile engraving software is easy to learn and simple to use, making it accessible for anyone.



### A Solution for Customer Interaction

Let customers participate directly by selecting engraving text and designs themselves. This creates a more engaging purchasing experience and adds value through personalized service.



### Wireless Device Control

Using Bluetooth wireless communication, engraving data can be transferred without cables. The machine can be controlled without a computer, and even from a distance, offering a flexible and convenient working environment.



### Easy to Learn, Easy to Use


With a clean, intuitive interface focused on essential features, users can complete design and transmission tasks within just 5 minutes. The software is designed to be user-friendly for everyone.

## Toolpath Types



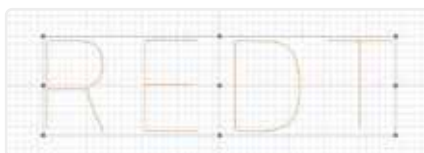
### Hatching Line

Fills the interior of a design with horizontal or vertical lines using the shortest path possible.



### Outline

Represents the outer boundary of a design with lines.



### Single Line

Fills the interior of a design with horizontal or vertical lines using the shortest path possible.



### Photo Engraving

Engraves photographic images using dot patterns.

The dedicated for MIRACLE™ key machines

# CodeMaster4™

Supported Products    MIRACLE™-A9 EDGE,A9P,A9JD,A9Auto,A9,A70,A80

## Applications

- Large key database
- Fast key cutting & duplication
- Custom cutting & key marking
- Image-based key decoding
- Favorites & wear correction
- Calibration & management toolst



CodeMaster4™ is a professional app designed for operating the MIRACLE™ key machine, offering professional locksmiths a range of features for efficient and user-friendly key cutting. The app enables professional locksmiths to cut and duplicate keys using an extensive collection of car, house, and special keys, while providing convenience features for seamless machine operation. This new version integrates the previous CodeMaster3 (Tablet/PC) and CodeMaster-M (Mobile) applications into a single, versatile app compatible with multiple platforms. It offers a consistent user interface with fast and reliable performance for various devices such as tablets, smartphones, PCs and laptops running Android, iOS or Windows.

## Advantages of the new CodeMaster4

- Enhanced Speed: Enjoy faster operations compared to the previous CodeMaster-M mobile app.
- Unified User Experience: Consistent UX and UI across all platforms, including Android, iOS, and Windows.
- Improved Wireless Communication: Faster, more stable connections with the Miracle key machine.
- Simplified Updates: Effortless application and data updates for a seamless experience.

## Software Features



An extensive key database covering car, motorbike, residential, and various specialized keys.



Simple and fast key cutting and duplication.



Easy creation and management of personal key data.



Favorites and history management for quick access to frequently used key data.



Key search function enables instant access to desired key profiles



Additional features for seamless operation of the MIRACLE™ key machine.

## Editing



### Supported Languages

- English
- Korean (한국어)
- Japanese (日本語)
- Spanish (Español)
- Portuguese (Português)

### Supported OS Versions

- Windows: Windows 10 Version 1809 or later
- Android: Android 5.0 (API 21) or later
- iOS: To be supported in a future update
- Supported Devices: Tablet PCs, Smartphones, and more

### Screen Orientation

- Tablet, Desktop, Laptop: Fixed Landscape Mode
- Smartphone: Fixed Portrait Mode

### Communication

- Bluetooth (Wireless)
- USB (Wired)





**Korean CNC & Laser Expertise,  
Trusted Worldwide**



**redt**

Redt Inc.

☎ +82-70-4814-5788

✉ sales@iredt.com

🌐 www.redtinc.com

